

Italia A table with columns: Pt, Pg, V, P, S, Gf, Gs, Casa, Fuori

Italia C Girone C table with columns: Pt, Pg, V, P, S, Gf, Gs, Casa, Fuori

Italia B table with columns: Pt, Pg, V, P, S, Gf, Gs, Casa, Fuori

Italia Primavera table with columns: Pt, Pg, V, P, S, Gf, Gs, Casa, Fuori

Italia C Girone A table with columns: Pt, Pg, V, P, S, Gf, Gs, Casa, Fuori

Italia Primavera 2 Girone A table with columns: Pt, Pg, V, P, S, Gf, Gs, Casa, Fuori

Italia C Girone B table with columns: Pt, Pg, V, P, S, Gf, Gs, Casa, Fuori

Italia Primavera 2 Girone B table with columns: Pt, Pg, V, P, S, Gf, Gs, Casa, Fuori

Albania I Div. table with columns: Pt, Pg, V, P, S, Gf, Gs, Casa, Fuori

Bosnia B

	Pt	TOTALE										CASA			FUORI		
		Pg	V	P	S	Gf	Gs	V	P	S	Gf	Gs	V	P	S	Gf	Gs
1 RADNIK BIJELOJINA	61	25	18	7	0	49	13	12	1	0	29	2	6	6	0	20	11
2 LAKTASI	48	25	15	3	7	48	20	10	1	1	35	9	5	2	6	13	11
3 RUDAR PRIJEDOR	45	25	12	9	4	42	17	8	4	1	22	6	4	5	3	20	10
4 FAMOS VOJKOVICI	41	25	13	2	10	34	30	10	2	0	21	6	3	0	10	13	24
5 ZELJEZNICAR BANJ.	39	25	12	3	10	41	26	9	2	2	29	9	3	1	8	12	17
BANJA LUKA	39	25	12	3	10	40	27	9	2	1	28	9	3	1	9	12	18
LEOTAR TREBINJE	39	25	12	3	10	32	28	10	2	0	25	8	2	1	10	7	20
8 KOZARA	37	25	11	4	10	37	32	10	1	1	30	11	1	3	9	7	21
9 SLOBODA MRKONJIC	37	25	11	3	11	36	32	8	1	3	28	10	3	2	8	8	22
10 SUTJESKA FOCA	35	25	11	2	12	30	38	9	1	3	20	9	2	1	9	10	29
11 BORAC KD	34	25	10	4	11	30	40	7	2	3	16	11	3	2	8	14	29
12 DRINA ZVORNIK	31	25	7	10	8	23	29	6	5	1	17	9	1	5	7	6	20
13 VELEZ NEVESINJE	29	25	9	2	14	32	50	7	2	4	21	22	2	0	10	11	28
14 ROMANIJA PALE	28	25	8	4	13	28	47	8	3	2	21	10	0	1	11	7	37
15 SLAVIJA SARAJEVO	27	25	7	6	12	22	31	7	3	3	20	13	0	3	9	2	18
LJUBIC PRNJAVOR	27	25	8	3	14	23	40	8	1	4	17	11	0	2	10	6	29
17 MODRICA MAXIMA	25	25	7	4	14	26	45	5	2	6	15	16	2	2	8	11	29
18 OMARSKA	16	25	4	4	17	24	52	3	3	6	13	18	1	1	11	11	34

Brasile Amapaense

	Pt	TOTALE										CASA			FUORI		
		Pg	V	P	S	Gf	Gs	V	P	S	Gf	Gs	V	P	S	Gf	Gs
1 INDEPENDENTE AP	17	7	5	2	0	14	5	4	0	0	10	2	1	2	0	4	3
2 TREM	15	7	5	0	2	12	4	3	0	0	8	0	2	0	2	4	4
3 SANTOS	12	7	3	3	1	9	6	1	2	1	4	4	2	1	0	5	2
4 ORATORIO	10	7	3	1	3	8	8	1	1	1	3	2	0	2	2	5	6
YPIRANGA	10	7	3	1	3	6	6	1	0	2	1	2	2	1	1	5	4
6 SANTANA AP	8	7	2	2	3	12	14	1	2	1	10	6	1	0	2	2	8
7 MACAPA	6	7	2	0	5	9	13	0	0	4	3	9	2	0	1	6	4
8 SAO PAULO FC AP	1	7	0	1	6	6	20	0	0	3	4	8	0	1	3	2	12

Botswana A

	Pt	TOTALE										CASA			FUORI		
		Pg	V	P	S	Gf	Gs	V	P	S	Gf	Gs	V	P	S	Gf	Gs
1 JWANENG GALAXY	50	20	16	2	34	11	9	2	0	17	3	7	0	2	17	8	
2 TOWNSHIP ROLLERS	48	21	14	6	1	37	12	7	3	0	18	4	7	3	1	19	8
3 GABORONE UNITED	41	21	12	5	4	37	13	8	2	0	22	3	4	3	4	15	10
4 TAFIC FC	32	21	8	8	5	24	20	6	3	2	13	8	2	5	3	11	12
5 SECURITY SYSTEMS FC	31	21	10	1	10	25	29	6	1	4	16	13	4	0	6	9	16
6 ORAPA UNITED	27	21	6	9	6	22	20	4	3	3	11	7	2	6	3	11	13
7 SUA FLAMINGOES	26	21	7	5	9	21	18	4	3	3	12	7	3	2	6	9	11
8 MASITAOKA FC	26	21	6	8	7	17	22	3	5	3	8	9	3	3	4	9	13
9 MATEBELE	25	21	6	7	8	23	26	5	1	4	15	12	1	6	4	8	14
10 BDF XI	24	20	5	9	6	13	15	0	6	4	8	12	5	3	2	5	3
11 VTM FC	23	21	6	5	10	21	25	2	2	6	10	15	4	3	4	11	10
12 ELEVEN ANGELS	22	21	5	7	9	23	33	2	2	6	12	20	3	5	3	11	13
13 POLICE XI	20	21	4	8	9	18	30	1	3	6	6	17	3	5	3	12	13
14 MORUPULE WANDERERS	19	21	4	7	10	23	32	3	3	6	15	14	1	4	5	9	14
15 HOLY GHOST	18	21	4	6	11	14	35	1	5	5	7	13	3	1	6	7	22
16 NICO UNITED	17	21	2	11	8	16	27	0	8	3	7	11	2	3	5	9	16

Brasile Baiano

	Pt	TOTALE										CASA			FUORI		
		Pg	V	P	S	Gf	Gs	V	P	S	Gf	Gs	V	P	S	Gf	Gs
1 BAHIA	19	9	6	1	2	23	8	4	0	1	14	1	2	1	1	9	7
VITORIA	19	9	6	1	2	14	5	4	0	0	10	2	2	1	2	4	3
3 BARCELONA ILHEUS BA	16	9	5	1	3	7	5	3	1	0	4	1	2	0	3	3	4
4 JEQUIE	14	9	4	2	3	8	8	3	0	1	5	3	1	2	2	3	5
JUAZEIRENSE	14	9	4	2	3	12	15	3	1	1	8	5	1	1	2	4	10
6 JACOBINA	12	9	3	3	3	7	15	1	3	0	2	1	2	0	3	5	14
7 ALAGOINHAS	10	9	3	1	5	12	17	1	1	2	6	7	2	0	3	6	10
8 JACUIPENSE	9	9	3	0	6	8	13	3	0	2	6	5	0	0	4	2	8
9 BAHIA DE FEIRA	8	9	2	2	5	15	12	2	1	2	14	8	0	1	3	1	4
10 ITABUNA	6	9	1	3	5	8	16	1	1	3	5	7	0	2	2	3	9

Brasile Baiano B

	Pt	TOTALE										CASA			FUORI		
		Pg	V	P	S	Gf	Gs	V	P	S	Gf	Gs	V	P	S	Gf	Gs
1 JEQUIE	17	8	5	2	1	9	3	3	1	1	6	2	2	1	0	3	1
2 VITORIA DA CONQUISTA	14	8	3	5	0	13	5	0	4	0	4	4	3	1	0	9	1
JACOBINA	14	8	4	2	2	11	6	2	1	1	6	2	2	1	1	5	4
4 GRAPIUNA AC BA	14	8	4	2	2	6	4	2	1	1	3	3	2	1	1	3	1
5 FLUMINENSE	13	8	3	4	1	9	4	2	1	1	3	2	1	3	0	6	2
UNIRB FC BA	13	8	3	4	1	10	9	3	1	0	7	3	0	3	1	3	6
7 JUAZEIRO	8	8	1	5	2	8	6	1	3	0	6	2	0	2	2	2	4
GALICIA	8	8	1	5	2	10	10	0	3	0	2	2	1	2	2	8	8
9 COLO COLO	4	8	1	1	6	2	10	1	0	3	1	5	0	1	3	1	5
10 AD LEONICO BA	0	8	0	0	8	3	24	0	0	4	3	15	0	0	4	0	9

Brasile Acreano Girone A

	Pt	TOTALE										CASA			FUORI		
		Pg	V	P	S	Gf	Gs	V	P	S	Gf	Gs	V	P	S	Gf	Gs
1 RIO BRANCO	11	5	3	2	0	9	3	2	0	0	3	1	2	0	6	3	
2 VASCO	9	5	3	0	2	12	6	2	0	0	6	1	1	0	2	6	5
INDEPENDENCIA	9	5	2	3	0	7	4	1	1	0	4	3	1	2	0	3	1
4 ADESG	6	5	1	3	1	4	3	1	2	0	3	1	0	1	1	1	2
5 ATLETICO ACREANO	4	5	1	1	3	1	9	1	1	1	1	3	0	0	2	0	6
6 ANDIRA	1	5	0	1	4	2	10	0	1	2	2	8	0	0	2	0	2

Brasile Camp. Tocantinense

	Pt	TOTALE										CASA			FUORI		
		Pg	V	P	S	Gf	Gs	V	P	S	Gf	Gs	V	P	S	Gf	Gs
1 UNIAO ARAGUAINENSE	19	7	6	1	0	10	1	3	1	0	3	0	3	0	0	7	1
2 TOCANTINOPOLIS	14	7	4	2	1	8	3	0	1	1	6	2	1	2	0	2	1
3 CAPITAL FC	13	7	4	1	2	10	6	1	1	1	3	4	3	0	1	7	2
4 ARAGUAINA TO	13	7	4	1	2	9	5	1	1	1	4	4	3	0	1	5	1
5 GURUPI	9	7	2	3	2	6	6	1	2	1	3	3	1	1	1	3	3
6 TOCANTINS	7	7	2	1	4	6	13	0	0	3	0	6	2	1	1	6	7
7 BELA VISTA TO	4	7	1	1	5	7	11	1	0	2	5	5	0	1	3	2	6
8 BATALHAO FC TO	0	7	0	0	7	5	16	0	0	4	3	10	0	0	3	2	6

Brasile Acreano Girone B

	Pt	TOTALE										CASA			FUORI		
		Pg	V	P	S	Gf	Gs	V	P	S	Gf	Gs	V	P	S	Gf	Gs
1 HUMAITA	12	4	4	0	0	11	1	2	0	0	5	0	2	0	0	6	1
2 SAO FRANCISCO	7	4	2	1	1	5	3	1	0	1	3	3	1	1	0	2	0
3 GALVEZ	5	4	1	2	1	4	7	0	1	1	0	4	1	1	0	4	3
4 PLACIDO DE CASTRO	3	4	1	0	3	3	5	1	0	1	2	2	0	0	2	1	3
5 NAUAS	1	4	0	1	3	2	9	0	1	1	2	4	0	0	2	0	5

Brasile Campionato Rondoniense

	Pt	TOTALE										CASA			FUORI		
		Pg	V	P	S	Gf	Gs	V	P	S	Gf	Gs	V	P	S	Gf	Gs
1 PORTO VELHO	19	8	6	1	1	16	7	4	0	0	11	4	2	1	1	5	3
2 BARCELONA RO	12	8	3	3	2	10	8	3	0	1	6						

Brasile Carioca Femm.

	TOTALE						CASA						FUORI					
	Pt	Pg	V	P	S	Gf	Gs	V	P	S	Gf	Gs	V	P	S	Gf	Gs	
1 PEROLAS NEGRAS	15	5	5	0	0	29	2	3	0	0	12	2	2	0	0	17	0	
2 FLAMENGO	21	7	7	0	0	95	1	6	0	0	93	0	1	0	0	2	1	
3 BOTAFOGO	18	7	6	0	0	129	3	5	0	0	126	2	1	0	0	3	1	
4 DUQUE DE CAXIAS	9	5	3	0	2	12	10	2	0	1	9	6	1	0	1	3	4	
5 VASCO DA GAMA	16	7	5	1	1	45	4	5	0	1	45	4	0	1	0	0	0	
6 TIGRES DO BRASIL	9	5	3	0	2	10	14	2	0	0	4	1	1	0	2	6	13	
7 FLUMINENSE	16	7	5	1	1	33	4	5	1	0	33	1	0	0	1	0	3	
8 RIO DE JANEIRO	6	5	2	0	3	17	8	1	0	1	13	3	1	0	2	4	5	
SERRA MACAENSE	6	5	2	0	3	16	9	1	0	2	13	6	1	0	1	3	3	
10 SE BUZIOS RJ	0	5	0	0	5	3	44	0	0	2	2	16	0	0	3	1	28	
11 AMERICA	12	7	3	1	3	27	19	1	1	0	15	4	2	0	3	12	15	
12 PORTUGUESA	9	7	3	0	4	15	20	2	0	1	10	1	1	0	3	5	19	
13 CABOFRIENSE	4	7	1	2	4	7	31	0	1	2	1	8	1	1	2	6	23	
14 BARCELONA	0	7	0	0	7	0	21	0	0	2	0	6	0	0	5	0	15	
RIO SAO PAULO	0	7	0	0	7	0	85	0	0	2	0	16	0	0	5	0	69	
IQSL BRASILEIRINHO	0	7	0	0	7	0	105	0	0	3	0	36	0	0	4	0	69	

Brasile Copa do Nordeste Girone A

	TOTALE						CASA						FUORI					
	Pt	Pg	V	P	S	Gf	Gs	V	P	S	Gf	Gs	V	P	S	Gf	Gs	
1 SPORT RECIFE	17	8	5	2	1	16	8	2	2	0	9	4	3	0	1	7	4	
2 CRB	15	8	4	3	1	12	6	3	0	1	6	2	1	3	0	6	4	
BOTAFOGO PB	15	8	4	3	1	9	3	2	1	1	7	3	2	2	0	2	0	
CEARA	15	8	4	3	1	9	6	1	2	1	6	6	3	1	0	3	0	
5 VITORIA	14	8	4	2	2	12	7	3	1	0	10	3	1	1	2	2	4	
MARANHAO	14	8	4	2	2	14	13	3	0	1	7	6	1	2	1	7	7	
7 AMERICA	11	8	3	2	3	9	11	2	1	1	5	4	1	1	2	4	7	
8 RIVER	10	8	3	1	4	5	9	2	1	1	2	1	1	0	3	3	8	

Brasile Catarinense B

	TOTALE						CASA						FUORI					
	Pt	Pg	V	P	S	Gf	Gs	V	P	S	Gf	Gs	V	P	S	Gf	Gs	
1 SANTA CATARINA CLUB	15	8	4	4	0	10	3	3	1	0	7	1	1	3	0	3	2	
NACAO SC	16	8	4	4	0	16	11	2	2	0	7	4	2	2	0	9	7	
3 GUARANI DE PALHOCA	15	8	4	3	1	12	4	3	1	0	9	2	1	2	1	3	2	
4 JUVENTUS	11	8	2	5	1	11	7	0	3	1	4	5	2	2	0	7	2	
INTERNACIONAL	11	8	2	5	1	5	4	2	2	0	3	1	0	3	1	2	3	
6 METROPOLITANO	7	8	2	1	5	8	10	2	0	2	6	5	0	1	3	2	5	
CF CARAVAGGIO SC	7	8	1	4	3	6	9	0	3	1	4	6	1	1	2	3	3	
8 CARLOS RENAUX SC	6	8	1	3	4	3	9	0	3	1	1	2	1	0	3	2	7	
9 CACADOR SC	4	8	1	1	6	3	17	1	0	3	2	5	0	1	3	1	12	

Brasile Copa do Nordeste Girone B

	TOTALE						CASA						FUORI					
	Pt	Pg	V	P	S	Gf	Gs	V	P	S	Gf	Gs	V	P	S	Gf	Gs	
1 BAHIA	18	8	6	0	2	11	8	4	0	0	8	2	2	0	2	3	6	
2 FORTALEZA	8	8	2	2	4	9	10	2	0	2	5	4	0	2	2	4	6	
AA ALTOS PI	8	8	1	5	2	6	8	0	3	1	3	4	1	2	1	3	4	
4 NAUTICO	7	8	1	4	3	7	8	0	2	2	1	3	1	2	1	6	5	
ABC	7	8	1	4	3	8	12	0	3	1	4	6	1	1	2	4	6	
6 JUAZEIRENSE	6	8	2	0	6	9	13	2	0	2	7	4	0	0	4	2	9	
TREZE	6	8	1	3	4	5	11	1	2	1	2	2	0	1	3	3	9	
8 ITABAIANA	3	8	1	0	7	8	16	0	0	4	4	9	1	0	3	4	7	

Brasile Catarinense T/R

	TOTALE						CASA						FUORI					
	Pt	Pg	V	P	S	Gf	Gs	V	P	S	Gf	Gs	V	P	S	Gf	Gs	
1 CRICIUAMA	25	11	8	1	2	17	7	5	0	1	11	3	3	1	1	6	4	
2 AVAI	20	11	6	2	3	20	17	3	1	2	11	10	3	1	1	9	7	
MARCILIO DIAS	20	11	6	2	3	15	14	4	1	0	8	3	2	1	3	7	11	
4 FIGUEIRENSE	18	11	5	3	3	11	10	2	2	1	7	4	3	1	2	4	6	
5 BARRA FC	17	11	5	2	4	15	9	3	1	2	7	5	2	1	2	8	4	
BRUSQUE	17	11	4	5	2	13	8	1	4	1	6	4	3	1	1	7	4	
7 JOINVILLE	15	11	3	6	2	17	15	1	2	2	7	8	2	4	0	10	7	
8 HERCILIO LUZ	14	11	3	5	3	14	12	3	3	0	13	7	0	2	3	1	5	
9 CHAPECOENSE	11	11	3	2	6	13	16	2	1	3	7	8	1	1	3	6	8	
CONCORDIA	11	11	3	2	6	8	16	1	1	3	5	7	2	1	3	3	9	
11 INTERNACIONAL	8	11	2	7	2	12	18	1	1	3	4	6	1	1	4	8	12	
12 NACAO SC	5	11	1	2	8	10	23	1	0	4	3	11	0	2	4	7	12	

Brasile Copa FGF Girone A

	TOTALE						CASA						FUORI					
	Pt	Pg	V	P	S	Gf	Gs	V	P	S	Gf	Gs	V	P	S	Gf	Gs	
1 SAN JOSE EARTHQUAKE	8	8	6	1	1	20	8	3	1	0	10	3	3	0	1	10	5	
2 INT. SANTA MARIA	16	8	5	1	2	12	8	4	0	0	8	3	1	1	2	4	5	
3 MONSOON FC RS	13	8	4	1	3	15	4	3	0	1	11	1	1	1	2	4	3	
4 AIMORE RS	7	8	2	1	5	8	9	1	1	2	6	2	1	0	3	2	7	
5 EC NOVO HORIZONTE	3	8	1	0	7	6	32	1	0	3	5	12	0	0	4	1	20	

Brasile Cearense

	TOTALE						CASA						FUORI					
	Pt	Pg	V	P	S	Gf	Gs	V	P	S	Gf	Gs	V	P	S	Gf	Gs	
1 FORTALEZA	11	5	3	2	0	14	5	2	1	0	8	4	1	1	0	6	4	
CEARA	11	5	3	2	0	16	4	3	0	0	12	0	2	0	4	4	4	
3 IGUATU CE	10	5	3	1	1	7	5	3	0	0	4	0	0	1	1	3	5	
4 MARACANA	1	1	0	1	0	1	1	0	1	0	1	1	0	0	0	0	0	
5 FLORESTA EC	7	5	2	1	2	7	5	1	1	0	4	2	1	0	2	3	3	
6 FERROVIARIO	8	5	2	2	1	6	6	0	2	1	2	4	2	0	0	4	2	
7 CAUCAIA	3	5	1	0	4	3	10	1	0	2	3	4	0	0	2	0	6	
8 HORIZONTE	4	5	1	1	3	5	10	0	1	1	2	4	1	0	2	3	6	
9 BARBALHA	2	5	0	2	3	2	9	0	0	2	1	7	0	2	1	1	2	
ATLETICO CEARENSE	2	5	0	2	3	2	11	0	1	1	1	2	0	1	2	1	9	

Brasile Copa FGF Girone B

	TOTALE						CASA						FUORI					
	Pt	Pg	V	P	S	Gf	Gs	V	P	S	Gf	Gs	V	P	S	Gf	Gs	
1 SAO LUIZ	16	6	5	1	0	17	1	2	1	0	11	1	3	0	0	6	0	
2 JUVENTUDE	8	6	2	2	2	8	7	2	0	1	7	3	0	2	1	1	4	
3 PASSO FUNDO	7	6	2	1	3	5	13	1	1	1	2	3	1	0	2	3	10	
4 UNIAO	3	6	1	0	5	6	15	1	0	2	5	4	0	0	3	1	11	

Brasile Cearense C

	TOTALE						CASA						FUORI					
	Pt	Pg	V	P	S	Gf	Gs	V	P	S	Gf	Gs	V	P	S	Gf	Gs	
1 MARANGUAPE	19	8	6	1	1	18	3	3	0	1	13	2	3	1	0	5	1	
2 CARIRI CE	18	8	6	0	2	16	4	2	0	2	6	3	4	0	0	10	1	
3 CALOUROS DO AR	15	8	5	0	3	15	10	2	0	2	6	4	3	0	1	9	6	
4 TERRA E MAR	4	8	1	1	6	3	20	0	1	3	1	12	1	0	3	2	8	
5 EC LIMOEIRO CE	2	8	0	2	6	2	17	0	1	3	1	6	0	1	3	1	11	

Brasile Copa FGF Girone C

	TOTALE						CASA						FUORI					
	Pt	Pg	V	P	S	Gf	Gs	V	P	S	Gf	Gs	V	P	S	Gf	Gs	
1 GREMIO RS	19	8	6	1	1	17	5	3	1	0	10	2	3	0	1	7	3	
2 NOVO HAMBURGO	16	8	5	1	2	9	6	4	0	0	6	2	1	1	2	3	4	
3 PELOTAS	12	8	4	0	4	9	6	3	0	1	7	3	1	0	3	2	3	
4 SAO BORJA	10	8	3	1	4	7	11	3	0	1	4	2	0	1	3	3	9	
5 REAL SC CAPAO CANOAS	1	8	0	1	7	2	16	0	1	3	2	6	0	0	4	0	10	

Brasile Cearense U20 Girone A

	TOTALE						CASA						FUORI					
	Pt	Pg	V	P	S	Gf	Gs	V	P	S	Gf	Gs	V					

Table for Brasile Gaucho. Columns: Pt, Pg, V, P, S, Gf, Gs, Casa (V, P, S, Gf, Gs), Fuori (V, P, S, Gf, Gs). Rows include teams like INTERNACIONAL, GREMIO, SER CAXIAS, etc.

Table for Brasile Goiano Femm. Columns: Pt, Pg, V, P, S, Gf, Gs, Casa (V, P, S, Gf, Gs), Fuori (V, P, S, Gf, Gs). Rows include teams like ALIANCA FC GO, VILA NOVA, FLUGOIANIA FC, etc.

Table for Brasile Gaucho B Girone B. Columns: Pt, Pg, V, P, S, Gf, Gs, Casa (V, P, S, Gf, Gs), Fuori (V, P, S, Gf, Gs). Rows include teams like SANTA CRUZ RS, GUARANY DE BAGE, LAJEADENSE, etc.

Table for Brasile I Div. Femm. Columns: Pt, Pg, V, P, S, Gf, Gs, Casa (V, P, S, Gf, Gs), Fuori (V, P, S, Gf, Gs). Rows include teams like CORINTHIANS, PALMEIRAS, FERROVIARIA, etc.

Table for Brasile Gaucho Femm. Columns: Pt, Pg, V, P, S, Gf, Gs, Casa (V, P, S, Gf, Gs), Fuori (V, P, S, Gf, Gs). Rows include teams like JUVENTUDE, FLAMENGO SAO PEDRO, FARROUPILHA, etc.

Table for Brasile I Div. Primera. Columns: Pt, Pg, V, P, S, Gf, Gs, Casa (V, P, S, Gf, Gs), Fuori (V, P, S, Gf, Gs). Rows include teams like PALMEIRAS, GREMIO RS, ATLETICO MG, etc.

Table for Brasile Gaucho U20 Girone A. Columns: Pt, Pg, V, P, S, Gf, Gs, Casa (V, P, S, Gf, Gs), Fuori (V, P, S, Gf, Gs). Rows include teams like JUVENTUDE, YPIRANGA, PASSO FUNDO RS, etc.

Table for Brasile II Div. Columns: Pt, Pg, V, P, S, Gf, Gs, Casa (V, P, S, Gf, Gs), Fuori (V, P, S, Gf, Gs). Rows include teams like VITORIA, JUVENTUDE, CRICIUMA, etc.

Table for Brasile Gaucho U20 Girone B. Columns: Pt, Pg, V, P, S, Gf, Gs, Casa (V, P, S, Gf, Gs), Fuori (V, P, S, Gf, Gs). Rows include teams like GREMIO RS, MONSOON FC RS, SAO JOSE, etc.

Table for Brasile Goiano. Columns: Pt, Pg, V, P, S, Gf, Gs, Casa (V, P, S, Gf, Gs), Fuori (V, P, S, Gf, Gs). Rows include teams like GOIAS, VILLA NOVA, GOIANIENSE, etc.

Table for Brasile IV Div. Girone A. Columns: Pt, Pg, V, P, S, Gf, Gs, Casa (V, P, S, Gf, Gs), Fuori (V, P, S, Gf, Gs). Rows include teams like NACIONAL AM, TUNA LUSO, AGUIA DE MARABA, etc.

Table for Brasile Goiano B. Columns: Pt, Pg, V, P, S, Gf, Gs, Casa (V, P, S, Gf, Gs), Fuori (V, P, S, Gf, Gs). Rows include teams like GOIATUBA, JATAIENSE, ANAPOLINA, etc.

Table for Brasile Mineiro. Columns: Pt, Pg, V, P, S, Gf, Gs, Casa (V, P, S, Gf, Gs), Fuori (V, P, S, Gf, Gs). Rows include teams like CRUZEIRO, ATLETICO MG, AMERICA, etc.

Brasile III Div.

	Pt	Pg	TOTALE				CASA				FUORI						
			V	P	S	Gf Gs	V	P	S	Gf Gs	V	P	S	Gf Gs			
1 OPERARIO	7	6	2	1	3	9	2	0	1	4	2	0	1	2	5	7	
2 VOLTA REDONDA	10	6	3	2	6	7	2	0	1	3	3	1	1	1	3	4	
3 AMAZONAS AM	12	6	4	0	2	9	4	2	0	1	4	1	2	0	1	5	3
4 BRUSQUE	13	6	4	1	1	9	7	2	1	0	5	3	2	0	1	4	4
5 SAN JOSE EARTHQUAKE	6	1	3	2	5	7	1	1	1	4	4	0	2	0	1	1	3
6 BOTAFOGO PB	3	6	1	0	5	6	1	0	2	5	6	0	0	3	1	5	3
7 PAYSANDU	10	6	3	1	2	7	6	1	1	1	3	3	2	0	1	4	3
8 SAO BERNARDO	7	6	2	1	3	6	6	2	1	0	5	2	0	0	3	1	4
9 CONFIANCA	28	19	8	4	7	23	26	5	2	2	13	9	3	2	5	10	17
10 NAUTICO	27	19	6	9	4	25	24	5	4	1	12	6	1	5	3	13	18
11 REMO	25	19	6	7	6	20	18	4	2	3	12	10	2	5	3	8	8
12 ALAGOANO	24	19	5	9	5	15	13	4	4	2	9	6	1	5	3	6	7
13 YPIRANGA	23	19	6	5	8	26	23	5	3	2	19	9	1	2	6	7	14
14 FLORESTA EC	23	19	5	8	6	14	17	4	4	1	9	5	1	4	5	5	12
15 APARECIDENSE	22	19	6	4	9	17	20	4	1	5	11	12	2	3	4	6	8
16 FIGUEIRENSE	22	19	5	7	7	19	18	4	3	3	12	7	1	4	4	7	11
17 MANAUS AM	20	19	5	5	9	13	24	3	4	2	9	11	2	1	7	4	13
18 AMERICA	19	19	4	7	8	12	21	3	3	3	10	9	1	4	5	2	12
19 AA ALTOS PI	13	19	2	7	10	14	28	1	5	3	8	10	1	2	7	6	18
20 POUSO ALEGRE	12	19	3	3	13	11	26	1	1	7	3	11	2	2	6	8	15

Brasile IV Div. Girone H

	Pt	Pg	TOTALE				CASA				FUORI						
			V	P	S	Gf Gs	V	P	S	Gf Gs	V	P	S	Gf Gs			
1 HERCILIO LUZ	29	14	8	5	1	21	10	6	1	0	13	3	2	4	1	8	7
2 SER CAXIAS	23	14	7	2	5	19	16	6	0	1	12	4	1	2	4	7	12
3 CAMBORIU	22	14	6	4	4	19	14	4	2	1	9	7	2	2	3	10	7
4 BRASIL RS	20	14	5	5	4	15	13	4	3	0	10	6	1	2	4	5	7
5 INDEPENDENTE	20	14	5	5	4	15	15	4	2	1	7	3	1	3	3	8	12
6 CONCORDIA	19	14	5	4	5	15	13	3	3	1	12	6	2	1	4	3	7
7 AIMORE RS	10	14	1	7	6	8	21	1	5	1	3	6	0	2	5	5	15
8 NOVO HAMBURGO	7	14	1	4	9	13	23	1	2	4	10	14	0	2	5	3	9

Brasile IV Div. Girone B

	Pt	Pg	TOTALE				CASA				FUORI						
			V	P	S	Gf Gs	V	P	S	Gf Gs	V	P	S	Gf Gs			
1 FERROVIARIO	36	14	11	3	0	30	6	7	0	0	21	3	4	3	0	9	3
2 ATLETICO CEARENSE	23	14	6	5	3	22	15	4	2	1	11	6	2	3	2	11	9
3 MARANHAO	21	14	5	6	3	18	11	4	3	0	12	4	1	3	3	6	7
4 PARNAHYBA	17	14	4	5	5	14	23	3	2	2	8	7	1	3	3	6	16
5 CAUCAIA	16	14	3	7	4	20	20	2	4	1	12	10	1	3	3	8	10
6 TOCANTINOPOLIS	15	14	3	6	5	14	15	2	5	0	8	4	1	1	5	6	11
7 CORDINO	11	14	2	5	7	13	26	2	2	3	8	10	0	3	4	5	16
8 FLUMINENSE EC PI	8	14	1	5	8	9	24	1	3	3	5	11	0	2	5	4	13

Brasile Mato-Grossense

	Pt	Pg	TOTALE				CASA				FUORI						
			V	P	S	Gf Gs	V	P	S	Gf Gs	V	P	S	Gf Gs			
1 UNIAO	25	9	8	1	0	19	5	5	0	0	12	2	3	1	0	7	3
2 CUIABA	19	9	5	4	0	20	8	2	3	0	12	4	3	1	0	8	4
3 LUVERDENSE	17	9	5	2	2	15	9	3	1	1	10	5	2	1	1	5	4
4 OPERARIO VG	14	9	4	2	3	10	10	3	1	1	7	5	1	2	3	3	5
5 MIXTO	12	9	3	3	3	12	13	1	1	2	5	7	2	2	1	7	6
6 NOVA MUTUM	11	9	3	2	4	9	9	1	0	3	1	3	2	2	1	8	6
7 EC PRIMAVERA MT	8	9	1	5	3	5	8	0	3	1	1	4	1	2	2	4	4
8 ACADEMIA FC MT	6	9	2	0	7	8	14	1	0	3	7	1	0	4	5	7	
9 DOM BOSCO	6	9	1	3	5	6	18	1	3	1	5	6	0	0	4	1	12
10 ARAGUAIA	5	9	1	2	6	4	14	1	0	3	3	6	0	2	3	1	8

Brasile IV Div. Girone C

	Pt	Pg	TOTALE				CASA				FUORI						
			V	P	S	Gf Gs	V	P	S	Gf Gs	V	P	S	Gf Gs			
1 SOUSA	26	14	8	2	4	24	15	6	1	0	14	5	2	1	4	10	10
2 NACIONAL	24	14	7	3	4	17	11	6	1	0	13	5	1	2	4	4	6
3 POTIGUAR	23	14	6	5	3	16	11	5	2	0	12	3	1	3	3	4	8
4 PACAJUS	22	14	6	4	4	21	16	4	3	0	13	4	2	1	4	8	12
5 CAMPINENSE	21	14	6	3	5	18	14	5	1	1	12	4	1	2	4	6	10
6 SANTA CRUZ	20	14	5	5	4	15	12	4	3	0	9	3	1	2	4	6	9
7 IGUATU CE	16	14	5	1	8	16	19	5	0	2	12	6	0	1	6	4	13
8 GLOBO	4	14	1	1	12	5	34	1	1	5	4	13	0	0	7	1	21

Brasile Mineiro B

	Pt	Pg	TOTALE				CASA				FUORI						
			V	P	S	Gf Gs	V	P	S	Gf Gs	V	P	S	Gf Gs			
1 URT	22	11	7	1	3	14	9	3	1	2	8	7	4	0	1	6	2
2 ITABIRITO FC MG	21	11	6	3	2	17	9	4	1	0	11	2	2	2	6	7	
3 BETIM FUTEBOL	21	11	7	0	4	18	12	3	0	2	7	5	4	0	2	11	7
4 BOA ESPORTE	19	11	6	1	4	15	12	4	1	0	10	5	2	0	4	5	7
5 UBERLANDIA	17	11	4	5	2	15	10	3	2	1	10	6	1	3	1	5	4
6 SC AYMORES MG	17	11	5	2	4	10	9	4	1	1	8	3	1	1	3	2	6
7 NORTH EC MG	15	11	4	3	4	12	12	2	1	2	6	5	2	2	2	6	7
8 VARGINHA EC MG	15	11	5	0	6	12	19	4	0	2	7	5	1	0	4	5	14
9 NACIONAL AC MURIAE MG	11	11	3	4	4	14	12	2	3	0	8	4	1	1	4	6	8
10 TUPI MG	11	11	3	2	6	11	13	2	1	3	5	7	1	1	3	6	6
11 DONIO LUZIENSE MG	6	10	1	3	6	9	21	1	1	3	4	8	0	0	3	5	13
12 TUPYNAMBAS	5	10	1	2	7	9	18	1	1	3	6	9	0	1	4	3	9

Brasile IV Div. Girone D

	Pt	Pg	TOTALE				CASA				FUORI						
			V	P	S	Gf Gs	V	P	S	Gf Gs	V	P	S	Gf Gs			
1 RETRO	26	14	7	5	2	19	13	3	3	1	10	7	4	2	1	9	6
2 BAHIA DE FEIRA	21	14	5	6	3	15	9	5	2	0	15	6	4	0	3	0	3
3 ARAPIRQUENSE	19	14	6	1	7	14	16	3	1	3	7	8	3	0	4	7	8
4 FALCON	19	14	5	4	5	16	15	2	3	2	7	5	3	1	3	1	10
5 SERGIPE	19	14	5	4	5	19	19	3	0	4	9	11	2	4	1	10	8
6 CRUZEIRO ARAPIRACA	18	14	5	3	6	13	22	3	2	2	5	7	2	1	4	8	15
7 ALAGOINHAS	15	14	4	3	7	15	18	2	2	3	6	7	2	1	4	9	11
8 JACUIPENSE	15	14	3	6	5	20	19	2	3	2	12	9	1	3	3	8	10

Brasile Paraibano

	Pt	Pg	TOTALE				CASA				FUORI						
			V	P	S	Gf Gs	V	P	S	Gf Gs	V	P	S	Gf Gs			
1 TREZE	21	9	7	0	2	18	6	4	0	1	11	3	3	0	1	7	3
2 SERRA BRANCA EC	17	9	5	2	2	13	6	1	2	1	11	5	4	0	1	8	1
3 BOTAFOGO PB	17	9	5	2	2	13	9	3	1	1	9	4	2	1	1	4	5
4 SOUSA	14	9	4	2	3	11	6	3	1	1	9	3	1	1	2	2	3
5 CSP	13	9	4	1	4	10	9	1	0	3	3	6	3	1	1	7	3
6 CAMPINENSE	11	9	3	2	4	6	10	2	1	1	2	1	1	1	3	4	9
7 NACIONAL PB	10	9	3	1	5	7	10	2	0	3	5	6	1	1	2	2	4
8 POMBAL EC PB	10	9	3	1	5	10	14	1	0	3	4	6	2	1	2	6	8
9 SAO PAULO CRYSTAL	4	9	1	1	7	4	22	0	1	4	1	10	1	0	3	3	12
10 ATL. CAJAZEIRENSE	-2	9	3	2	4	8	8	1	1	2	4	3	2	1	2	4	5

Brasile IV Div. Girone E

	Pt	Pg	TOTALE				CASA				FUORI						
			V	P	S	Gf Gs	V	P	S	Gf Gs	V	P	S	Gf Gs			
1 CEILANDIA	28	14	7	7	0	28	5	4	3	0	15	2	3	4	0	13	3
2 ANAPOLIS	25	14	6	7	1	26	6	5	1	1	13	1	1	6	0	13	5
3 OPERARIO VG	24	14	7	3	4	29	16	4	2	1	22	7	3	1	3	7	9
4 BRASILIENSE	24	14	6	6	2	31	11	4	3								

Il gioco può causare dipendenza
Consulta la probabilità di vincita su www.adm.gov.it
E' vietato il gioco ai minori di anni 18

Brasile Paulista Girone B

	Pt	Pg	V	P	S	Gf	Gs
1 PALMEIRAS	28	12	8	4	0	20	9
2 AGUA SANTA	15	12	4	3	5	8	11
3 GUARANI	10	12	2	4	6	10	14
4 ITUANO	6	12	1	3	8	5	19

Brasile Paulista Girone C

	Pt	Pg	V	P	S	Gf	Gs
1 BRAGANTINO	21	12	6	3	3	13	9
2 INTERNACIONAL	17	12	5	2	5	17	15
3 CORINTHIANS	14	12	4	2	6	14	14
4 MIRASSOL	14	12	3	5	4	17	17

Brasile Paulista Girone D

	Pt	Pg	V	P	S	Gf	Gs
1 SAO PAULO	22	12	6	4	2	20	12
2 NOVOHORIZONTE	22	12	6	4	2	16	10
3 SAO BERNARDO	21	12	6	3	3	14	9
4 BOTAFOGO	12	12	3	3	6	8	16

Brasile Paulista U20 Girone A

	TOTALE	CASA	FUORI														
Pt	Pg	V	P	S	Gf	Gs	V	P	S	Gf	Gs	V	P	S	Gf	Gs	
1 VILA OPERARIA	10	6	3	1	2	9	6	2	0	1	7	4	1	1	1	2	2
2 SAO BERNARDO	9	5	3	0	2	8	5	2	0	1	6	3	1	0	1	2	2
3 MIRASSOL	7	4	2	1	1	6	5	0	1	1	0	1	2	0	0	6	4
4 MOGI MIRIM	0	3	0	0	3	1	8	0	0	1	1	2	0	0	2	0	6

Brasile Paulista U20 Girone B

	TOTALE	CASA	FUORI														
Pt	Pg	V	P	S	Gf	Gs	V	P	S	Gf	Gs	V	P	S	Gf	Gs	
1 EC AGUA SANTA	12	6	4	0	2	10	9	1	0	2	3	6	3	0	0	7	3
2 OESTE	8	6	2	2	2	10	7	1	1	1	3	3	1	1	1	7	4
3 JOSE BONIFACIO	8	6	2	2	2	7	8	1	1	1	4	4	1	1	1	3	4
4 RIO PRETO	5	6	1	2	3	8	11	1	1	1	6	6	0	1	2	2	5

Brasile Paulista U20 Girone C

	TOTALE	CASA	FUORI														
Pt	Pg	V	P	S	Gf	Gs	V	P	S	Gf	Gs	V	P	S	Gf	Gs	
1 BOTAFOGO	14	6	4	2	0	7	2	3	0	0	4	0	1	2	0	3	2
2 PORTUGUESA	9	6	2	3	1	6	4	1	2	0	4	2	1	1	1	2	2
3 RIO CLARO	8	6	2	2	2	4	5	1	2	0	2	1	1	0	2	4	4
4 TAUBATE	1	6	0	1	5	2	8	0	0	3	1	5	0	1	2	1	3

Brasile Paulista U20 Girone D

	TOTALE	CASA	FUORI														
Pt	Pg	V	P	S	Gf	Gs	V	P	S	Gf	Gs	V	P	S	Gf	Gs	
1 FERROVIARIA	16	6	5	1	0	9	2	2	1	0	3	0	3	0	0	6	2
2 IBRACHINA	7	6	2	1	3	7	6	2	0	1	7	3	0	1	2	0	3
3 TANABI	6	6	1	3	2	6	8	1	1	1	5	5	0	2	1	1	3
4 CA JUVENTUS	3	6	0	3	3	3	9	0	2	1	0	2	0	1	2	3	7

Brasile Paulista U20 Girone E

	TOTALE	CASA	FUORI														
Pt	Pg	V	P	S	Gf	Gs	V	P	S	Gf	Gs	V	P	S	Gf	Gs	
1 SAO PAULO	16	6	5	1	0	19	5	3	0	0	12	0	2	1	0	7	5
2 BRAGANTINO	12	6	4	0	2	13	9	2	0	1	11	5	2	0	1	2	4
3 COMERCIAL FC	4	6	1	1	4	6	9	1	1	1	5	3	0	0	3	1	6
4 ATIBAIA	3	6	1	0	5	3	18	1	0	2	2	3	0	0	3	1	15

Brasile Paulista U20 Girone F

	TOTALE	CASA	FUORI														
Pt	Pg	V	P	S	Gf	Gs	V	P	S	Gf	Gs	V	P	S	Gf	Gs	
1 PALMEIRAS	13	6	4	1	1	16	7	3	0	0	13	3	1	1	1	3	4
2 NOVOHORIZONTE	12	6	4	0	2	14	6	2	0	1	7	2	2	0	1	7	4
3 GUARANI	8	6	2	2	2	6	10	1	1	1	3	2	1	1	1	3	8
4 ITUANO	1	6	0	1	5	5	18	0	1	2	3	8	0	0	3	2	10

Brasile Paulista U20 Girone G

	TOTALE	CASA	FUORI														
Pt	Pg	V	P	S	Gf	Gs	V	P	S	Gf	Gs	V	P	S	Gf	Gs	
1 INTERNACIONAL	13	6	4	1	1	7	3	3	0	0	5	1	1	1	1	2	2
2 CORINTHIANS	12	6	4	0	2	8	3	3	0	0	7	1	1	0	2	1	2
3 PONTE PRETA	7	6	2	1	3	5	6	2	1	0	4	1	0	0	3	1	5
4 SAO CAETANO	3	6	1	0	5	2	10	1	0	2	1	2	0	0	3	1	8

Brasile Paulista U20 Girone H

	TOTALE	CASA	FUORI														
Pt	Pg	V	P	S	Gf	Gs	V	P	S	Gf	Gs	V	P	S	Gf	Gs	
1 SANTOS	18	6	6	0	0	35	3	3	0	0	29	2	3	0	0	6	1
2 DESPORTIVO BRASIL	10	6	3	1	2	31	13	2	0	1	22	2	1	1	1	9	11
3 CAPIVARIANO	4	5	1	3	1	13	0	1	1	3	4	1	0	2	1	6	9
4 ARACATUBA	0	5	0	0	5	2	58	0	0	3	2	23	0	0	2	0	35

Brasile Paulista U23 Girone A

	TOTALE	CASA	FUORI														
Pt	Pg	V	P	S	Gf	Gs	V	P	S	Gf	Gs	V	P	S	Gf	Gs	
1 PENAPOLENSE	25	10	8	1	1	28	5	4	1	0	18	2	4	0	1	10	3
2 VILA OPERARIA	21	9	6	3	0	20	6	3	2	0	11	4	3	1	0	9	2
3 TANABI	14	10	4	2	4	13	11	3	0	2	9	2	1	2	2	4	9
4 FERNANDOPOLIS	13	10	4	1	5	14	15	2	1	2	9	7	2	0	3	5	8
5 TUPA	5	9	1	2	6	6	20	1	0	4	4	11	0	2	2	2	9
6 SANTACRUZENSE	1	8	0	1	7	0	24	0	1	2	0	4	0	0	5	0	20

Brasile Paulista U23 Girone B

	TOTALE	CASA	FUORI														
Pt	Pg	V	P	S	Gf	Gs	V	P	S	Gf	Gs	V	P	S	Gf	Gs	
1 CA TAQUARITINGA	22	10	6	4	0	16	6	3	2	0	9	4	3	2	0	7	2
2 FRANCANA	16	10	4	4	2	9	6	2	2	1	3	2	2	2	1	6	4
3 CATANDUVA	15	10	4	3	3	12	11	2	1	2	8	8	2	2	1	4	3
4 AMERICA	13	10	3	4	3	10	11	2	2	1	6	6	1	2	2	4	5
5 BEBEDOURO	8	10	2	2	6	14	17	1	1	3	5	8	1	1	3	9	9
6 BATATAIS	7	10	2	1	7	8	18	1	1	3	2	8	1	0	4	6	10

Brasile Paulista U23 Girone C

	TOTALE	CASA	FUORI														
Pt	Pg	V	P	S	Gf	Gs	V	P	S	Gf	Gs	V	P	S	Gf	Gs	
1 XV NOVEMBRO DE JAU	22	10	7	1	2	20	8	3	0	2	7	3	4	1	0	13	5
2 SAO-CARLENSE	20	10	6	2	2	12	5	2	2	1	6	2	4	0	1	6	3
3 UNIAO SAO JOAO EC SP	16	10	4	4	2	15	10	2	2	1	9	7	2	2	1	6	3
4 INDEPENDENTE	15	10	4	3	3	13	9	1	1	3	6	6	3	2	0	7	3
5 MOGI MIRIM	6	10	1	3	6	4	14	0	2	3	2	8	1	1	3	2	6
6 SAO CARLOS	4	10	1	1	8	3	21	1	0	4	2	9	0	1	4	1	12

Brasile Paulista U23 Girone D

	TOTALE	CASA	FUORI														
Pt	Pg	V	P	S	Gf	Gs	V	P	S	Gf	Gs	V	P	S	Gf	Gs	
1 SKA BRASIL	19	10	5	4	1	14	5	4	1	0	9	1	1	3	1	5	4
2 UNIAO BARBARENSE	18	10	5	3	2	9	4	2	3	0	4	1	3	0	2	5	3
3 RIO BRANCO	14	10	3	5	2	13	12	1	3	1	6	6	2	2	1	7	6
4 AMPARO AC SP	13	10	4	1	5	12	17	3	0	2	7	8	1	1	3	5	9
5 PAULISTA	9	10	2	3	5	12	15	1	1	3	6	9	1	2	2	6	6
6 COLORADO CAIEIRAS	8	10	2	2	6	13	20	1	1	3	7	9	1	1	3	6	11

Brasile Paulista U23 Girone E

	TOTALE	CASA	FUORI														
Pt	Pg	V	P	S	Gf	Gs	V	P	S	Gf	Gs	V	P	S	Gf	Gs	
1 FLAMENGO SP	21	10	6	3	1	18	6	5	0	0	13	1	1	3	1	5	5
2 GUARULHOS	16	10	4	4	2	9	6	4	1	0	7	1	0	3	2	2	5
3 JOSEENSE SP	16	10	4	4	2	11	9	3	2	0	9	5	1	2	2	2	4
4 AD MANTIQUEIRA	13	10	4	1	5	10	14	2	1	2	4	4	2	0	3	6	10
5 MOGI DAS CRUZES	10	10	3	1	6	8	14	1	1	3	2	6	2	0	3	6	8
6 UNIAO MOGI	6	10	1	3	6	9	16	0	3	2	5	8	1	0	4	4	8

Brasile Paulista U23 Girone F

	TOTALE	CASA	FUORI														
Pt	Pg	V	P	S	Gf	Gs	V	P	S	Gf	Gs	V	P	S	Gf	Gs	
1 JABAQUARA AC SP	21	10	7	0	3	15	8	3	0	2	8	5	4	0	1	7	3
2 NACIONAL	18	10	5	3	2	12	8	1	2	2	5	6	4	1	0	7	2
3 MAUA FC SP	13	10	3	4	3	15	10	1	2	2	7	6	2	2	1	8	4
4 MAUAENSE SP	13	10	3	4	3	14	15	2	2	1	7	6	1	2	2	7	9
5 BARCELONA ES CAPELLAS	13	10	3	4	3	5	6	2	2	1	3	2	1	2	2	2	4
6 EC UNIAO SUZANO SP	4	10	1	1	8	7	21	1	0	4	4	9	0	1	4	3	12

Brasile Paulista, Women

	TOTALE	CASA	FUORI														
Pt	Pg	V	P	S	Gf	Gs	V	P	S	Gf	Gs	V	P	S	Gf	Gs	
1 CORINTHIANS	28	10	9	1	0	46	5	5	0	0	34	2	4	1	0	12	3
2 SANTOS	23	10	7	2	1	19	6	3	1	1	7	1	3	0	0	11	2
3 SAO PAULO	21	10	7	0	3	26	6	4	0	2	18	3	3	0	1	8	3
4 PALMEIRAS	21	10															

Brasile Piauiense																	
Pt	Pg	TOTALE				CASA				FUORI							
		V	P	S	Gf Gs	V	P	S	Gf Gs	V	P	S	Gf Gs				
1	RIVER	13	6	4	1	10	4	1	1	1	4	3	3	0	0	6	1
2	AA OEIRENSE PI	13	6	4	1	16	2	2	1	0	4	1	2	0	1	2	1
3	PARNAHYBA	11	6	3	2	7	3	3	0	0	5	0	0	2	1	2	3
4	AA ALTOS PI	11	6	3	2	7	6	1	1	1	3	5	2	1	0	4	1
5	FLUMINENSE EC PI	8	6	2	2	8	5	1	1	1	5	2	1	1	1	3	3
6	4 DE JULHO	7	6	2	1	3	6	7	1	0	2	3	4	1	1	3	3
7	PICOS	2	6	0	2	4	5	11	0	1	2	2	4	0	1	2	3
8	AA CORISABA PI	1	6	0	1	5	2	13	0	1	2	2	4	0	0	3	0

Brasile U20 Campeonato Brasileiro Girone B																		
Pt	Pg	TOTALE				CASA				FUORI								
		V	P	S	Gf Gs	V	P	S	Gf Gs	V	P	S	Gf Gs					
1	PALMEIRAS	18	9	6	0	3	22	12	3	0	2	10	4	3	0	1	12	8
2	SANTOS	18	9	5	3	1	27	18	4	1	0	21	10	1	2	1	6	8
3	GREMIO	17	9	5	2	2	16	11	2	1	1	8	5	3	1	1	8	6
4	ATLETICO PR	17	9	5	2	2	16	13	2	2	1	8	8	3	0	1	8	5
5	BAHIA	14	9	4	2	3	14	12	2	1	1	8	7	2	1	2	6	5
6	CRUZEIRO	14	9	4	2	3	23	22	4	0	0	14	7	0	2	3	9	15
7	FORTALEZA	12	9	4	0	5	7	12	2	0	3	4	5	2	0	2	3	7
8	GOIAS	10	9	3	1	5	9	14	1	1	2	3	4	2	0	3	6	10
9	SAO PAULO	7	9	2	1	6	11	15	1	1	3	6	8	1	0	3	5	7
10	ATL. GOIANIENSE	1	9	0	1	8	9	25	0	0	4	3	11	0	1	4	6	14

Brasile Potiguar																		
Pt	Pg	TOTALE				CASA				FUORI								
		V	P	S	Gf Gs	V	P	S	Gf Gs	V	P	S	Gf Gs					
1	AMERICA	14	6	4	2	0	15	2	2	1	0	5	0	2	1	0	10	2
2	ABC	16	6	5	1	0	14	3	3	0	0	8	0	2	1	0	6	3
3	BARAUNAS RN	9	6	3	0	3	7	1	0	2	3	4	2	0	1	4	3	0
4	SANTA CRUZ	12	6	3	3	0	10	3	2	0	0	7	3	2	0	1	0	3
5	GLOBO	4	6	1	1	4	3	19	1	0	2	2	10	0	1	2	1	9
6	POTIGUAR	6	6	2	0	4	9	9	1	0	2	6	5	1	0	2	3	4
7	FORCA E LUZ	4	6	1	1	4	4	15	1	1	1	4	4	0	0	3	0	11
8	POTYGUAR SER.	3	6	1	0	5	5	9	1	0	2	4	2	0	0	3	1	7

Brasile U23 Paulista II Div. Girone B																		
Pt	Pg	TOTALE				CASA				FUORI								
		V	P	S	Gf Gs	V	P	S	Gf Gs	V	P	S	Gf Gs					
1	VILA OPERARIA	12	6	3	3	0	6	3	2	1	0	3	1	2	0	0	3	2
2	CA TAQUARITINGA	11	6	3	2	1	10	5	1	2	0	5	2	0	1	1	5	3
3	MAUA FC SP	6	6	1	3	2	9	6	0	1	2	2	4	1	2	0	7	2
4	AD MANTHQUEIRA	3	6	1	0	5	2	13	0	0	3	1	9	1	0	2	1	4

Brasile Sergipano																		
Pt	Pg	TOTALE				CASA				FUORI								
		V	P	S	Gf Gs	V	P	S	Gf Gs	V	P	S	Gf Gs					
1	CONFIANCA	21	9	7	0	2	16	6	4	0	1	10	3	3	0	1	6	3
2	SERGIPE	20	9	6	2	1	12	4	2	2	1	4	3	4	0	0	8	1
3	LAGARTO	18	9	5	3	1	15	9	3	1	1	8	5	2	2	0	7	4
4	ITABAIANA	14	9	4	2	3	12	10	2	1	2	8	6	2	1	1	4	4
5	DORENSE	13	9	4	1	4	10	12	1	1	2	1	3	3	0	2	9	9
6	FALCON SE	12	9	3	3	3	11	13	2	2	1	9	7	1	1	2	2	6
7	AMERICA PROPRIA	11	9	3	2	4	13	10	1	0	3	4	5	2	2	1	9	5
8	AD CARMOPOLIS	8	9	2	2	5	6	10	1	1	2	3	4	1	1	3	3	6
9	OLIMPICO EC	7	9	2	1	6	7	12	1	0	3	4	6	1	1	3	3	6
10	ATLETICO GLORIEENSE	3	9	1	0	8	6	22	1	0	3	4	11	0	0	5	2	11

Brasile U23 Paulista II Div. Girone C																		
Pt	Pg	TOTALE				CASA				FUORI								
		V	P	S	Gf Gs	V	P	S	Gf Gs	V	P	S	Gf Gs					
1	XV NOVEMBRO DE JUL	16	6	5	1	0	11	1	3	0	0	8	1	2	1	0	3	0
2	UNIÃO BARBARENSE	7	6	2	1	3	5	8	2	0	1	4	1	0	1	2	1	7
3	MAUAENSE SP	5	6	1	2	3	4	6	1	2	0	3	1	0	0	3	1	5
4	TANABI	5	6	1	2	3	3	8	1	1	1	2	3	0	1	2	1	5

Brasile Sul-Mato-Grossense Girone A																		
Pt	Pg	TOTALE				CASA				FUORI								
		V	P	S	Gf Gs	V	P	S	Gf Gs	V	P	S	Gf Gs					
1	OPERARIO	20	8	6	2	0	14	3	4	0	0	6	0	2	2	0	8	3
2	COXIM	12	8	3	3	2	12	10	1	3	0	7	5	2	0	2	5	7
3	AA PORTUGUESA MS	12	8	3	3	2	10	9	2	0	0	5	2	1	1	2	5	7
4	COSTA RICA	11	8	3	2	3	8	7	2	0	2	4	4	1	2	1	4	3
5	NAUTICO FC MS	0	8	0	0	8	6	21	0	0	4	5	12	0	0	4	1	9

Brasile U23 Paulista II Div. Girone D																		
Pt	Pg	TOTALE				CASA				FUORI								
		V	P	S	Gf Gs	V	P	S	Gf Gs	V	P	S	Gf Gs					
1	SKA BRASIL	14	6	4	2	0	21	1	2	1	0	12	1	2	1	0	9	0
2	CATANDUVA	11	6	3	2	1	9	3	2	1	0	5	0	1	1	1	4	3
3	INDEPENDENTE	9	6	3	0	3	6	9	2	0	1	4	2	1	0	2	2	7
4	GUARULHOS	0	6	0	0	6	1	24	0	0	3	1	12	0	0	3	0	12

Brasile U23 Paulista II Div. Girone E																		
Pt	Pg	TOTALE				CASA				FUORI								
		V	P	S	Gf Gs	V	P	S	Gf Gs	V	P	S	Gf Gs					
1	UNIÃO SAO JOAO EC SP	13	6	4	1	1	7	3	3	0	0	4	0	1	1	1	3	3
2	AMERICA	10	6	3	1	2	7	4	2	1	0	5	1	1	0	2	3	3
3	NACIONAL	10	6	3	1	2	7	5	2	1	0	5	2	1	0	2	2	3
4	FLAMENGO SP	1	6	0	1	5	1	10	0	0	3	0	5	0	1	2	1	5

Brasile Sul-Mato-Grossense Girone B																		
Pt	Pg	TOTALE				CASA				FUORI								
		V	P	S	Gf Gs	V	P	S	Gf Gs	V	P	S	Gf Gs					
1	DOURADOS AC MS	17	8	5	2	1	10	4	3	1	0	7	2	2	1	1	3	2
2	AQUIDAUANENSE	15	8	4	3	1	13	8	4	0	0	8	2	0	3	1	5	6
3	CORUMBAENSE	9	8	2	3	3	12	13	2	1	1	7	4	0	2	2	5	9
4	IVINHEMA	7	8	2	1	5	12	16	2	1	1	9	6	0	0	4	3	10
5	NOOPERARIO	6	8	1	3	4	7	13	1	3	0	5	4	0	0	4	2	9

Brasile U23 Paulista II Div. Girone F																		
Pt	Pg	TOTALE				CASA				FUORI								
		V	P	S	Gf Gs	V	P	S	Gf Gs	V	P	S	Gf Gs					
1	SAO-CARLENSE	12	6	3	3	0	9	2	2	1	0	6	2	1	2	0	3	0
2	RIO BRANCO	9	6	2	3	1	10	7	1	2	0	7	4	1	1	1	3	3
3	JABAQUARA AC SP	5	5	1	2	2	5	6	1	1	0	2	0	0	1	2	3	6
4	FERNANDOPOLIS	3	5	1	0	4	3	12	1	0	2	1	5	0	0	2	2	7

Brasile Taça Fares Lopes Girone A													
Pt	Pg	TOTALE				CASA				FUORI			
		V	P	S	Gf Gs	V	P	S					

		Burundi A																
		TOTALE					CASA					FUORI						
		Pt	Pg	V	P	S	Gf	Gs	V	P	S	Gf	Gs	V	P	S	Gf	Gs
1	VITALO	68	27	21	5	1	47	8	11	2	1	30	4	10	3	0	17	4
2	FLAMBEAU DU CENTRE	60	27	18	6	3	45	18	10	3	1	22	7	8	3	2	23	11
3	RUKINZO	56	27	18	2	7	48	25	9	1	3	24	12	9	1	4	24	13
4	MUSONGATI FC	54	27	16	6	5	38	15	9	3	2	17	4	7	3	3	21	11
5	LE MESSENGER NGOZI	51	27	15	6	6	38	22	9	2	2	19	8	6	4	4	19	14
6	AIGLE NOIR	49	27	15	4	8	36	25	8	1	4	19	11	7	3	4	17	14
7	OLYMPIC STAR FC	41	27	10	11	6	32	23	6	5	2	21	10	4	6	4	11	13
8	BUMAMURU	37	27	10	7	10	35	30	6	4	3	20	11	4	3	7	15	19
9	SPORTS DYNAMIC	33	27	8	9	10	42	42	5	4	5	28	24	3	5	5	14	18
10	LLB AMASIPIRI FC	30	27	8	6	13	27	33	3	3	8	13	19	5	3	5	14	14
11	KAYANZA UNITED FC	27	27	7	6	14	26	38	5	5	2	14	9	2	1	12	12	19
12	MOSO SUGAR COMPAN	24	27	5	9	13	27	37	3	4	7	15	18	2	5	6	12	19
13	AS INTER STAR	23	27	6	5	16	22	44	4	3	7	12	21	2	2	9	10	23
14	TELAIV FC	20	27	5	5	17	29	63	3	3	7	14	27	2	2	10	15	36
15	TIGRE NOIR RUYIGI	19	27	4	7	16	14	34	3	4	7	9	14	1	3	9	5	20
16	MAGARA YOUNG BOYS	8	27	2	2	23	23	72	1	1	12	12	41	1	1	11	11	31

		Canada																
		TOTALE					CASA					FUORI						
		Pt	Pg	V	P	S	Gf	Gs	V	P	S	Gf	Gs	V	P	S	Gf	Gs
1	CAVALRY	55	28	16	7	5	46	27	10	3	1	25	11	6	4	4	21	16
2	FORGE	42	28	11	9	8	39	32	4	7	3	21	18	7	2	5	18	14
3	WANDERERS	42	28	11	9	8	39	32	9	1	4	25	16	2	8	4	14	16
4	PACIFIC	40	28	11	7	10	42	35	5	4	5	16	15	6	3	5	26	20
5	YORK UNITED	38	28	11	5	12	35	44	4	2	8	11	23	7	3	4	24	21
6	ATL. OTTAWA	36	28	10	6	12	38	34	5	4	5	16	15	5	2	7	22	19
7	VANCOUVER LANGLEY	29	28	8	5	15	28	50	5	3	6	18	29	3	2	9	10	21
8	VALOUR	26	28	6	8	14	25	38	3	4	7	13	20	3	4	7	12	18

		CAF Confederation Cup Girone A																
		TOTALE					CASA					FUORI						
		Pt	Pg	V	P	S	Gf	Gs	V	P	S	Gf	Gs	V	P	S	Gf	Gs
1	USM ALGER	13	6	4	1	1	8	3	3	0	0	5	1	1	1	1	3	2
2	FUTURE	11	6	3	2	1	9	3	2	1	0	6	0	1	1	1	3	3
3	AL HILAL	6	6	2	0	4	6	13	2	0	1	5	4	0	0	3	1	9
4	SUPERSPORT UTD	4	6	1	1	4	5	9	1	1	1	3	4	0	0	3	2	5

		Canada B																
		TOTALE					CASA					FUORI						
		Pt	Pg	V	P	S	Gf	Gs	V	P	S	Gf	Gs	V	P	S	Gf	Gs
1	BGH CITY FC	28	12	9	1	2	37	9	4	1	1	17	3	5	0	1	20	6
2	SCARBOROUGH	28	12	9	1	2	37	9	4	1	1	17	3	5	0	1	20	6
3	SERBIAN WHITE EAGLE	27	12	9	0	3	42	18	5	0	1	27	13	4	0	2	15	5
4	TORONTO FALCONS	25	12	8	1	3	32	9	5	0	1	18	4	3	1	2	14	5
5	DYNAMO TORONTO FC	19	12	6	1	5	33	22	3	0	3	15	11	3	1	2	18	11
6	WESTON UNITED FC	5	12	1	2	9	12	49	0	1	5	4	24	1	1	4	8	25
7	OOTY BLACK PEARL	2	12	0	2	10	14	50	0	1	5	8	21	0	1	5	6	29

		CAF Confederation Cup Girone B																
		TOTALE					CASA					FUORI						
		Pt	Pg	V	P	S	Gf	Gs	V	P	S	Gf	Gs	V	P	S	Gf	Gs
1	ZAMALEK	13	5	4	1	0	8	1	2	0	0	2	0	2	1	0	6	1
2	ABU SALIM SC	9	6	3	0	3	5	6	2	0	1	3	2	1	0	2	6	4
3	SAGRADA ESPERANCA	8	6	2	2	2	5	2	2	1	0	5	0	0	1	2	0	2
4	SOAR GUINEA	1	5	0	1	4	0	9	0	1	2	0	6	0	0	2	0	3

		Cile A																
		TOTALE					CASA					FUORI						
		Pt	Pg	V	P	S	Gf	Gs	V	P	S	Gf	Gs	V	P	S	Gf	Gs
1	UNIV. DE CHILE	20	8	6	2	0	13	5	2	2	0	5	3	4	0	0	8	2
2	PALESTINO	17	8	5	2	1	12	2	2	1	1	7	2	3	1	0	5	0
3	IQUIQUE	16	8	5	1	2	17	12	2	1	1	8	6	3	0	1	9	6
4	U. ESPANOLA	13	8	4	1	3	15	12	4	0	2	13	9	0	1	1	2	3
5	O'HIGGINS	13	8	4	1	3	9	9	2	1	2	3	5	2	0	1	6	4
6	COBRELOA	13	8	4	1	3	10	12	2	1	1	5	5	2	0	2	5	7
7	UNIV. CATORICA	12	8	3	3	2	9	7	1	1	2	4	5	2	2	0	5	2
8	COQUIMBO	12	8	3	3	2	9	8	2	1	0	5	2	1	2	2	4	6
9	EVERTON	11	8	3	2	3	14	15	2	1	0	5	2	1	1	3	9	13
10	COLO COLO	10	8	3	1	4	9	8	2	0	2	6	4	1	1	2	3	4
11	NUBLENSE	10	8	3	1	4	11	12	2	1	2	5	4	1	0	2	6	8
12	HUACHIPATO	9	8	2	3	3	5	8	1	1	1	2	2	1	2	2	3	6
13	COPIAPO	6	8	2	0	6	9	15	2	0	2	7	6	0	0	4	2	9
14	DEP. LA CALERA	6	8	1	3	4	6	12	0	1	3	3	8	1	2	1	3	4
15	COBRESAL	5	8	1	2	5	9	13	1	1	2	6	6	0	1	3	3	7
16	AUDAX ITALIANO	5	8	1	2	5	6	13	0	1	2	4	6	1	1	3	2	7

		CAF Confederation Cup Girone C																
		TOTALE					CASA					FUORI						
		Pt	Pg	V	P	S	Gf	Gs	V	P	S	Gf	Gs	V	P	S	Gf	Gs
1	DREAMS	12	6	4	0	2	11	7	3	0	0	7	1	1	0	2	4	6
2	RIVERS UNITED	12	6	4	0	2	10	8	3	0	0	6	1	1	0	2	4	7
3	CLUB AFRICAIN	10	6	3	1	2	9	4	2	1	0	6	1	1	0	2	3	3
4	PETROLEOS DO LOBITO	1	6	0	1	5	6	17	0	0	3	5	9	0	1	2	1	8

		Cile B																
		TOTALE					CASA					FUORI						
		Pt	Pg	V	P	S	Gf	Gs	V	P	S	Gf	Gs	V	P	S	Gf	Gs
1	COBRELOA	54	30	16	6	8	41	30	13	0	2	22	8	3	6	6	19	22
2	IQUIQUE	52	30	14	10	6	54	39	7	4	4	28	24	7	6	2	26	15
3	S. WANDERERS	51	30	14	9	7	37	28	7	7	1	21	10	7	2	6	16	18
4	DEPORTES TEMUCO	50	30	14	8	8	39	36	10	2	3	26	17	4	6	5	13	19
5	DEP. ANTOFAGASTA	46	30	14	4	12	50	38	9	2	4	29	13	5	2	8	21	25
6	SAN LUIS	44	30	12	8	10	43	31	7	4	4	26	15	5	4	6	17	16
7	LA SERENA	44	30	13	5	12	38	39	7	4	4	18	16	6	1	8	20	23
8	SAN FELIPE	41	30	11	8	11	40	34	5	6	4	21	15	6	2	7	19	19
9	BARNECHEA	41	30	11	8	11	40	41	7	5	3	21	14	4	3	8	1	

Cina B

Pt	P	Gf	Gs	CASA			FUORI										
				V	P	S	V	P	S								
1	69	30	22	3	5	51	19	10	2	3	27	13	12	1	0	24	6
2	61	30	17	10	3	44	22	11	3	1	27	9	6	7	2	17	13
3	56	30	16	8	6	43	23	8	4	3	22	11	8	4	3	21	12
4	54	30	14	12	4	38	20	10	4	1	23	6	4	8	3	15	14
5	49	30	12	13	5	34	22	9	4	2	23	8	3	9	3	11	14
6	43	30	11	10	9	34	31	6	4	5	18	14	5	6	4	16	17
7	41	30	11	8	11	31	34	7	6	2	18	11	4	2	9	13	23
8	36	30	8	12	10	31	32	7	8	0	22	11	1	4	10	9	21
9	35	30	9	8	13	42	40	7	4	4	27	17	2	4	9	15	23
10	35	30	8	11	11	30	42	7	5	3	21	13	1	6	8	9	29
11	31	30	7	10	13	20	37	6	4	5	14	16	1	6	8	6	21
12	30	30	6	12	12	28	38	3	9	3	19	19	3	3	9	9	19
13	30	30	8	6	16	31	43	4	5	6	13	17	4	1	10	18	23
14	28	30	6	10	14	28	41	3	4	8	12	18	3	6	6	16	26
15	25	30	6	7	17	29	54	3	5	7	14	15	3	2	10	15	39
16	24	30	6	6	18	29	45	2	2	11	17	28	4	4	7	12	17

Cina C Girone B

Pt	P	Gf	Gs	CASA			FUORI										
				V	P	S	V	P	S								
1	36	14	11	3	0	34	9	6	1	0	16	4	5	2	0	18	5
2	28	14	8	4	2	15	9	4	2	1	8	5	4	2	1	7	4
3	27	14	8	3	3	33	11	5	2	0	16	1	3	1	3	17	10
4	17	14	5	2	7	11	21	3	1	3	5	11	2	1	4	6	10
5	13	14	4	1	9	14	30	4	0	3	12	16	0	1	6	2	14
6	13	14	3	4	7	17	28	3	1	3	12	15	0	3	4	5	13
7	12	14	3	3	8	14	21	2	2	3	6	7	1	1	5	8	14
8	11	14	3	2	9	10	19	2	2	3	6	8	1	0	6	4	11

Cina Femm.

Pt	P	Gf	Gs	CASA			FUORI										
				V	P	S	V	P	S								
1	61	22	20	1	1	76	5	10	0	1	41	4	10	1	0	35	1
2	55	22	17	4	1	59	13	8	2	1	28	7	9	2	0	31	6
3	51	22	16	3	3	36	15	6	3	1	12	3	10	0	2	24	12
4	42	22	13	3	6	35	14	7	2	2	24	5	6	1	4	11	9
5	25	22	7	4	11	17	36	4	1	6	7	17	3	3	5	10	19
6	24	22	6	6	10	17	28	3	4	4	9	13	3	2	6	8	15
7	22	22	6	6	10	13	35	5	1	5	10	21	1	5	5	3	14
8	22	22	4	4	12	15	31	2	2	7	6	17	4	2	5	9	14
9	22	22	4	7	11	16	34	1	6	4	9	16	3	1	7	7	18
10	17	22	4	5	13	10	41	3	2	7	6	20	1	3	6	4	21
11	16	22	4	4	14	15	34	3	1	7	8	18	1	3	7	7	16
12	15	22	4	3	15	7	30	4	1	6	5	10	0	2	9	2	20

Cipro

Pt	P	Gf	Gs	CASA			FUORI										
				V	P	S	V	P	S								
1	59	26	18	5	3	54	16	11	2	0	34	6	7	3	3	20	10
2	56	26	18	2	6	53	21	11	1	1	26	5	7	1	5	27	16
3	52	26	15	7	4	44	26	9	2	2	28	16	6	5	2	16	10
4	50	26	15	5	6	48	20	8	3	2	24	8	7	2	4	24	12
5	49	26	14	7	5	49	30	9	3	1	32	13	5	4	4	17	17
6	47	26	14	5	7	38	23	6	5	2	19	13	8	0	5	19	10
7	38	26	10	8	3	27	37	3	4	6	11	13	7	4	2	26	14
8	36	26	10	6	10	34	39	5	2	6	15	20	5	4	4	19	19
9	30	26	9	3	14	34	45	5	3	5	20	23	4	0	9	14	22
10	26	26	6	8	12	39	56	5	3	5	22	24	1	5	7	17	32
11	20	26	5	5	16	31	53	3	4	6	21	24	2	1	10	10	29
12	16	26	2	10	14	28	59	1	5	7	13	32	1	5	7	15	27
13	15	26	3	6	17	20	52	2	2	9	7	23	1	4	8	13	29
14	12	26	3	3	20	14	56	2	1	10	7	24	1	2	10	7	32

Colombia A

Pt	P	Gf	Gs	CASA			FUORI										
				V	P	S	V	P	S								
1	35	17	10	5	2	28	14	5	2	1	13	7	5	3	1	15	7
2	32	16	9	5	2	19	7	6	2	0	15	3	3	3	2	4	4
3	31	17	9	4	4	21	11	5	2	1	13	3	4	2	3	8	8
4	29	16	8	5	3	19	10	5	2	1	12	3	3	3	2	7	7
5	28	16	8	4	4	23	16	4	3	2	13	9	4	1	4	10	7
6	28	17	8	4	5	16	15	5	1	2	9	6	3	3	3	7	9
7	25	16	7	4	5	21	18	5	2	1	12	3	2	2	4	9	15
8	23	16	6	5	5	22	15	5	1	2	14	6	1	4	3	8	9
9	22	16	6	4	6	20	17	3	2	3	12	8	3	2	3	8	9
10	22	16	6	4	6	17	17	3	3	2	10	6	3	1	4	7	11
11	22	16	6	4	6	16	27	5	2	2	9	9	1	2	4	6	18
12	20	16	5	5	6	16	16	3	2	2	8	5	2	3	4	8	11
13	19	17	4	7	6	15	18	3	4	2	10	7	1	3	4	5	11
14	19	17	5	4	8	13	17	2	3	3	5	8	3	1	5	8	9
15	17	17	4	5	8	22	24	3	1	4	13	11	1	4	4	9	13
16	16	17	3	7	7	15	22	2	4	3	9	10	1	3	4	6	12
17	15	16	4	3	9	10	18	2	2	5	7	12	2	1	4	3	6
18	15	16	4	3	9	18	28	4	2	3	13	10	0	1	6	5	18
19	15	16	4	3	9	5	16	2	3	2	2	3	2	0	7	3	13
20	15	16	4	3	9	5	16	2	3	2	2	3	2	0	7	3	13

Colombia B

Pt	P	Gf	Gs	CASA			FUORI										
				V	P	S	V	P	S								
1	13	6	4	1	1	7	4	3	0	0	5	2	1	1	1	2	2
2	13	6	4	1	1	10	7	3	0	0	7	2	1	1	1	3	5
3	11	6	3	2	1	13	9	3	0	0	8	3	0	2	1	5	6
4	11	6	3	2	1	10	7	3	0	0	6	2	0	2	1	4	5
5	5	6	1	2	3	4	7	1	1	1	2	2	0	1	2	2	5
6	5	6	1	2	3	9	14	1	2	0	6	5	0	0	3	3	6
7	4	6	1	1	4	5	10	1	3	1	3	10	3	1	0	3	7

CONCACAF Caribbean Cup Girone A

Pt	P	Gf	Gs	CASA			FUORI										
				V	P	S	V	P	S								
1	10	4	3	1	0	11	4	2	0	0	5	1	1	1	0	6	3
2	9	4	3	0	1	6	3	2	0	0	4	0	1	0	1	2	3
3	5	4	1	2	1	3	4	0	1	1	1	3	1	1	0	2	1
4	3	4	1	0	3	5	11	0	0	2	2	6	1	0	1	3	5
5	1	4	0	1	3	4	7	0	1	1	3	4	0	0	2	1	3

CONCACAF Caribbean Cup Girone B

Pt	P	Gf	Gs	CASA			FUORI										
				V	P	S	V	P	S								
1	9	4	3	0	1	8	4	2	0	0	4	1	1	0	1	4	3
2	7	4	2	1	1	6	3	2	0	0	4	2	0	1	1	2	3
3	4	4	1	1	2	4	5	1	1	0	3	2	0	0	2	1	3
4	4	4	1	1	2	3	5	1	0	1	2	3	0	1	1	1	2
5	3	4	0	3	1	4	6	0	2	0	2	2	0	1	1	2	4

ICACAF Central American Cup Girone A

Pt	P	Gf	Gs	CASA			FUORI										
				V	P	S	V	P	S								
1	10	4	3	1	0	10	0	2	0	0	6	0	1	1	0	4	0
2	7	4	2	1	1	8	3	1	1	0	7	2	0	1	0	1	1
3	6	4	1	3	0	6	3	1	1	0	4	1	0	2	0	2	2
4	4	4	1	1	2	4	7	0	1	1	0	1	1	0	1	4	6
5	0	4	0	0	4	2	17	0	0	2	1	8	0	0	2	1	9

CONCACAF Nations League Girone E
Table with columns: Pt, Pg, V, P, S, Gf, Gs. Rows: GUYANA FRANCESE, VINCENT E GRENADINE, BERMUDA, BELIZE.

Coppa Africa Girone F
Table with columns: Pt, Pg, V, P, S, Gf, Gs. Rows: MAROCCO, DR CONGO, ZAMBIA, TANZANIA.

CONCACAF Nations League Girone F
Table with columns: Pt, Pg, V, P, S, Gf, Gs. Rows: GUYANA, PORTO RICO, ANTIGUA E BARBUDA, BAHAMAS.

Coppa Libertadores Girone A
Table with columns: Pt, Pg, V, P, S, Gf, Gs. Rows: SANTANDER, FLAMENGO, NUBLENSE, LAUCAS.

CONCACAF Nations League Girone H
Table with columns: Pt, Pg, V, P, S, Gf, Gs. Rows: ARUBA, ISOLE CAYMAN, ISOLE VERGINI.

Coppa Libertadores Girone B
Table with columns: Pt, Pg, V, P, S, Gf, Gs. Rows: INTERNACIONAL, NACIONAL, INDIP. MEDELLIN, METROPOLITANOS.

CONCACAF Nations League Girone I
Table with columns: Pt, Pg, V, P, S, Gf, Gs. Rows: DOMINICA, ISOLE VERGINI BRIT., TURKS E CAICOS.

Coppa Libertadores Girone C
Table with columns: Pt, Pg, V, P, S, Gf, Gs. Rows: PALMEIRAS, BOLIVAR, BARCELONA GUAYAQUIL, CERRO PORTENO.

Congo A
Table with columns: Pt, Pg, V, P, S, Gf, Gs. Rows: LEOPARDS DE DOLISIE, AS OTOHO, INTER C. BRAZZAVILLE, ETOILE DU CONGO, JS TALANGAI, CARA BRAZZAVILLE, DIABLES NOIRS, V. CLUB MOKANDA, AS CHEMINOTS, AS BNG, KONDZO, AS VEGAS, AS JUK, NATHALYS DE POINTE.

Coppa Libertadores Girone D
Table with columns: Pt, Pg, V, P, S, Gf, Gs. Rows: FLUMINENSE, RIVER PLATE, SPORTING CRISTAL, THE STRONGEST.

Coppa Africa Girone A
Table with columns: Pt, Pg, V, P, S, Gf, Gs. Rows: COSTA D'AVORIO, NIGERIA, GUINEA EQ., GUINEA-BISSAU.

Coppa Libertadores Girone E
Table with columns: Pt, Pg, V, P, S, Gf, Gs. Rows: INDEPENDIENTE, ARGENTINOS JRS, CORINTHIANS, LIVERPOOL MONT.

Coppa Africa Girone B
Table with columns: Pt, Pg, V, P, S, Gf, Gs. Rows: EGITTO, CAPO VERDE, GHANA.

Coppa Libertadores Girone F
Table with columns: Pt, Pg, V, P, S, Gf, Gs. Rows: BOCA JUN., DEP. PEREIRA, COLO COLO, MONAGAS.

Coppa Africa Girone C
Table with columns: Pt, Pg, V, P, S, Gf, Gs. Rows: SENEGAL, CAMERUN, GUINEA, GAMBIA.

Coppa Libertadores Girone G
Table with columns: Pt, Pg, V, P, S, Gf, Gs. Rows: ATLETICO PR, ATLETICO MG, LIBERTAD, ALIANZA LIMA.

Coppa Africa Girone D
Table with columns: Pt, Pg, V, P, S, Gf, Gs. Rows: BURKINA FASO, MAURITANIA, ALGERIA.

Coppa Libertadores Girone H
Table with columns: Pt, Pg, V, P, S, Gf, Gs. Rows: HARTLEPOOL, CLUB OLIMPIA, PATRONATO, MELGAR.

Coppa Africa Girone E
Table with columns: Pt, Pg, V, P, S, Gf, Gs. Rows: MALI, SUDAFRICA, NAMIBIA, TUNISIA.

Coppa Sudamericana Girone A
Table with columns: Pt, Pg, V, P, S, Gf, Gs. Rows: LDU QUITO, BOTAFOGO, MAGALLANES, CESAR VALLEJO.

Leagues Cup Girone A
Table with columns: Pt, Pg, V, P, S, Gf, Gs. Rows: TIGRES, PORTLAND, SAN JOSE EARTH.

Coppa Sudamericana Girone B
Table with columns: Pt, Pg, V, P, S, Gf, Gs. Rows: GUARANI, EMELEC, DANUBIO, HURACAN.

Coppa Sudamericana Girone C

Pt	Pq	V	TOTALE				CASA				FUORI							
			P	S	Gf	Gs	V	P	S	Gf	Gs	V	P	S	Gf	Gs		
1	BRAGANTINO	14	6	4	2	0	21	3	2	1	0	12	1	2	1	0	9	2
2	ESTUDIANTES	14	6	4	2	0	14	1	2	1	0	9	1	2	1	0	5	0
3	TACUARY	6	6	2	0	4	8	21	1	0	2	4	9	1	0	2	4	12
4	ORIENTE PETROLERO	0	6	0	0	6	2	20	0	0	3	1	8	0	0	3	1	12

Coppa Sudamericana Girone D

Pt	Pq	V	TOTALE				CASA				FUORI							
			P	S	Gf	Gs	V	P	S	Gf	Gs	V	P	S	Gf	Gs		
1	SAO PAULO	16	6	5	1	0	13	0	3	0	0	9	0	2	1	0	4	0
2	TIGRE	10	6	3	1	2	7	6	1	1	1	2	3	2	0	1	5	3
3	DEP. TOLIMA	8	6	2	2	6	8	1	1	1	4	3	1	1	1	2	5	5
4	PUERTO CABELLO	0	6	0	0	6	2	14	0	0	3	0	7	0	0	3	2	7

Coppa Sudamericana Girone E

Pt	Pq	V	TOTALE				CASA				FUORI							
			P	S	Gf	Gs	V	P	S	Gf	Gs	V	P	S	Gf	Gs		
1	NEWELLS OLD BOYS	16	6	5	1	0	11	4	2	1	0	5	1	3	0	0	6	3
2	AUDAX ITALIANO	11	6	3	2	1	7	4	2	0	1	4	2	1	2	0	3	2
3	SANTOS	5	6	1	2	3	3	5	0	2	1	2	1	0	2	2	3	
4	BLOOMING	1	6	0	1	5	3	11	0	0	3	3	6	0	1	2	0	5

Coppa Sudamericana Girone F

Pt	Pq	V	TOTALE				CASA				FUORI							
			P	S	Gf	Gs	V	P	S	Gf	Gs	V	P	S	Gf	Gs		
1	DEFENSA Y JUST.	15	6	5	0	1	15	8	3	0	0	9	3	2	0	1	6	5
2	AMERICA	10	6	3	1	2	6	5	2	0	1	8	4	1	1	1	4	4
3	MILLONARIOS	10	6	3	1	2	10	7	2	1	0	7	2	1	0	2	3	5
4	PENAROL	0	6	0	0	6	4	18	0	0	3	1	7	0	0	3	1	11

Coppa Sudamericana Girone G

Pt	Pq	V	TOTALE				CASA				FUORI							
			P	S	Gf	Gs	V	P	S	Gf	Gs	V	P	S	Gf	Gs		
1	GOIAS	12	6	3	3	0	7	3	1	2	0	1	0	2	1	0	6	3
2	UNIVERSITARIO	10	6	3	1	2	6	5	2	1	0	5	2	1	0	2	1	3
3	INDIP. SANTA FE	7	6	2	1	3	5	6	2	0	1	5	3	0	1	2	0	3
4	GIMNASIA LP	4	6	1	1	4	2	6	1	0	2	1	3	0	1	2	1	3

Coppa Sudamericana Girone H

Pt	Pq	V	TOTALE				CASA				FUORI							
			P	S	Gf	Gs	V	P	S	Gf	Gs	V	P	S	Gf	Gs		
1	FORTALEZA	15	6	5	0	1	17	5	3	0	0	13	3	2	0	1	4	2
2	SAN LORENZO	8	6	2	2	2	7	6	1	1	1	4	3	1	1	1	3	3
3	PALESTINO	8	6	2	2	7	7	1	1	1	2	2	1	1	1	5	5	
4	ESTUDIANTES DE MERIDA	8	6	1	0	5	4	17	1	0	2	2	6	0	0	3	2	11

Corea del Sud A

Pt	Pq	V	TOTALE				CASA				FUORI							
			P	S	Gf	Gs	V	P	S	Gf	Gs	V	P	S	Gf	Gs		
1	ULSAN HYUNDAI	67	33	20	7	6	56	36	10	4	2	31	18	10	3	4	25	18
2	POHANG STEELERS	58	33	15	3	4	33	18	7	2	1	16	6	5	3	3	17	17
3	GWANGJU	54	33	15	9	9	45	30	8	3	5	24	11	7	6	4	21	19
4	JEONBUK	49	33	14	7	12	39	31	9	3	5	24	16	5	4	7	15	15
5	DAEGU	49	33	12	13	8	38	36	6	8	2	19	15	6	5	6	19	21
6	INCHEON UNITED	48	33	12	12	9	38	37	6	7	4	20	16	6	5	5	18	21
7	SEUL	47	33	12	11	10	55	42	6	7	4	29	20	6	4	6	26	22
8	DAEJEON CITIZEN	45	33	11	12	10	49	52	8	4	4	24	21	3	8	6	25	31
9	JEJU UTD	35	33	9	8	16	39	45	4	6	6	18	20	5	2	10	21	25
10	SUWON	31	33	8	7	18	37	65	4	4	8	20	30	4	3	10	17	35
11	GANGWON	26	33	4	14	15	25	38	2	7	8	15	22	2	7	7	10	16
12	SUWON BLUEWINGS	25	33	6	7	20	29	51	3	3	11	13	24	3	4	9	16	27

Corea del Sud A Femm.

Pt	Pq	V	TOTALE				CASA				FUORI							
			P	S	Gf	Gs	V	P	S	Gf	Gs	V	P	S	Gf	Gs		
1	INCHEON HYUNDAI STEELERS	42	21	13	3	5	36	14	6	2	3	18	7	7	1	2	18	7
2	HWACHEON KSPD	41	21	12	5	4	33	18	7	2	1	16	6	5	3	3	17	12
3	SUWON	40	21	12	4	5	36	15	7	2	2	24	10	5	2	3	12	5
4	GYEONGJU FC	33	21	9	6	6	25	21	7	3	2	16	7	2	3	4	9	14
5	SPORTSTOTO	21	20	6	3	11	26	32	1	2	6	11	19	5	1	5	15	13
6	BOEUN SANGMU	21	21	5	6	10	20	38	4	3	3	10	16	1	3	7	10	22
7	SEUL CITY	19	21	4	7	10	22	38	1	5	4	13	16	3	2	6	9	22
8	CHANGNYEONG WFC	13	20	3	4	13	14	36	2	0	8	5	18	1	4	5	9	18

Corea del Sud B

Pt	Pq	V	TOTALE				CASA				FUORI							
			P	S	Gf	Gs	V	P	S	Gf	Gs	V	P	S	Gf	Gs		
1	GIMCHEON SANGMU	71	36	22	5	9	71	37	13	3	2	40	14	9	2	7	31	23
2	BUSAN	70	36	20	10	6	50	29	10	6	2	23	9	10	4	4	27	20
3	GIMPO	60	36	16	12	8	40	25	8	5	2	14	8	7	3	18	11	
4	GYEONGNAM	57	36	15	12	9	54	42	6	5	7	25	27	9	7	29	15	
5	BUCHeon	57	36	16	9	11	45	35	10	5	3	24	14	6	4	8	21	21
6	ANYANG	54	36	15	9	12	58	51	8	6	4	28	20	7	3	8	30	31
7	JEONNAM	53	36	16	5	15	55	56	10	4	4	32	23	6	1	11	23	33
8	CHEONGJU	52	36	13	13	10	37	42	8	5	5	18	20	5	8	5	19	22
9	SEONGNAM	44	36	11	11	14	43	50	6	5	7	22	24	5	6	7	21	26
10	CHUNGNAM ASAN	42	36	12	6	18	39	46	9	3	6	27	31	3	3	12	25	
11	SEUL E LAND	35	36	10	5	21	36	54	5	1	12	22	30	5	4	9	14	24
12	ANSAN GREENERS	25	36	6	7	23	40	72	3	3	12	19	35	3	4	11	21	37
13	CHEONAN CITY	25	36	5	10	21	33	62	3	6	9	17	31	2	4	12	16	31

Corea Del Sud C

Pt	Pq	V	TOTALE				CASA				FUORI							
			P	S	Gf	Gs	V	P	S	Gf	Gs	V	P	S	Gf	Gs		
1	HWASEONG	60	28	17	9	2	42	21	8	5	1	20	10	9	4	1	22	11
2	MOKPO	53	28	15	8	5	48	26	8	5	1	28	14	7	3	4	20	12
3	GIMHAЕ CITY	49	28	13	10	5	42	26	7	5	2	18	11	6	5	3	24	15
4	ULSAN CITIZEN	47	28	13	8	7	37	29	7	2	5	19	13	6	6	2	18	16
5	DAEJEON KORAIL	39	28	11	6	11	34	32	7	4	3	16	10	4	2	8	18	22
6	SIHEUNG CITIZEN	39	28	10	9	9	37	37	8	2	4	25	20	2	7	5	12	17
7	PAJU CITIZEN	38	28	11	5	12	32	27	8	0	6	23	12	3	5	6	9	15
8	CHUNCHEON	38	28	9	11	8	25	26	6	5	3	13	12	3	6	5	12	14
9	BUSAN TRANSPORTATION	38	28	9	7	12	34	36	3	6	5	16	16					

Croazia C

Pt	Pg	TOTALE			CASA			FUORI										
		V	P	S	Gf	Gs	V	P	S	Gf	Gs	V	P	S	Gf	Gs		
1	NK OPATJICA	49	23	15	4	4	39	17	11	1	1	24	6	4	3	3	15	11
2	RADNIK KRIZEVCI	48	23	15	3	5	40	17	7	1	4	20	10	8	2	1	20	7
3	KUSTOSIJA ZAGREB	43	23	12	7	4	44	20	8	3	1	24	5	4	4	3	20	15
	KARLOVAC	43	23	13	4	6	34	27	7	3	1	22	11	6	1	5	12	16
5	MLADOST ZDRALOVI	39	23	11	6	6	41	21	9	1	1	28	7	2	5	5	13	14
	NK JADRAN LP	39	23	10	9	4	33	18	7	3	1	20	9	3	6	3	13	9
7	MARSONIA 1909	34	23	10	4	9	39	38	4	3	5	19	21	6	1	4	20	17
8	BJELOVAR	30	23	8	6	9	39	40	8	2	2	27	15	0	4	7	12	25
9	DUGO SELO	27	23	6	9	8	28	28	2	5	4	11	11	4	4	4	17	17
10	HRVACE	26	23	8	2	13	34	45	7	1	3	23	16	1	1	10	11	29
	TRNJE	26	23	8	2	13	23	37	3	2	6	6	18	5	0	7	17	19
12	HRVATSKI DRAGO.	25	23	7	4	12	24	38	5	3	4	16	8	2	1	8	8	20
13	GROBNICAN	23	23	4	11	8	31	34	4	6	1	22	14	0	5	7	9	20
14	NK KRK	20	23	4	8	11	16	32	4	2	5	11	13	0	6	6	5	19
	JADRAN	20	23	4	8	11	25	45	4	4	3	16	17	0	4	8	9	28
16	BELISCE	13	23	2	7	14	16	49	0	7	5	7	19	2	0	9	9	30

Danimarca V Div. Girone B

Pt	Pg	TOTALE			CASA			FUORI										
		V	P	S	Gf	Gs	V	P	S	Gf	Gs	V	P	S	Gf	Gs		
1	GLOSTRUP	39	18	11	6	1	41	20	6	2	1	20	10	5	4	0	21	10
2	FREDERIKSSUND	34	18	10	4	4	39	24	6	1	2	19	11	4	3	2	20	13
3	HORSHOLM-USSEEROD	30	18	9	3	6	48	31	5	2	2	27	14	4	1	4	21	17
4	KARLSLUNDE	28	18	8	4	6	28	24	5	1	3	15	13	3	3	3	13	11
5	SKJOLD	26	18	8	2	8	21	29	3	2	4	10	16	5	0	4	11	13
6	LSF	25	18	7	4	7	37	33	3	4	2	23	15	4	0	5	14	18
7	RINGSTED	22	18	5	7	6	30	34	2	3	4	14	15	3	4	2	16	19
8	B 1908	18	18	5	3	10	20	29	3	2	4	14	16	2	1	6	6	13
9	SLAGELSE	15	18	3	6	9	21	38	1	4	4	8	15	2	2	5	13	23
10	VAEREBRO	11	18	2	5	11	22	45	1	1	7	9	23	1	4	4	13	22

Danimarca V Div. Girone C

Pt	Pg	TOTALE			CASA			FUORI										
		V	P	S	Gf	Gs	V	P	S	Gf	Gs	V	P	S	Gf	Gs		
1	HORSENS	41	18	12	5	1	50	21	6	3	0	27	11	6	2	1	23	10
2	MARIENLYST	39	18	12	3	3	46	16	7	1	1	25	5	5	2	2	21	11
3	OKS	30	18	9	3	6	30	24	5	2	2	19	12	4	1	4	11	12
4	ARHUS FREMAD 2	24	18	6	6	6	27	27	2	4	3	16	14	4	2	3	11	13
5	TARUP PAARUP	23	18	6	5	7	27	33	4	2	3	15	14	2	3	4	12	19
6	B 1913	22	18	5	7	6	23	25	0	5	4	10	16	5	2	2	13	9
7	B 1909	22	18	6	4	8	26	29	3	1	5	12	15	3	3	3	14	14
8	HEDENSTED	22	18	6	4	8	32	36	3	2	4	14	14	3	2	4	18	22
9	DALUM	20	18	6	2	10	25	33	4	1	4	13	15	2	1	6	12	18
10	FJORDAGER IF	6	18	1	3	14	8	50	0	0	9	2	25	1	3	5	6	25

Danimarca A

Pt	Pg	TOTALE			CASA			FUORI										
		V	P	S	Gf	Gs	V	P	S	Gf	Gs	V	P	S	Gf	Gs		
1	BRONDBY	23	17	5	8	4	24	22	2	3	4	8	13	3	5	0	16	9
2	COPENAGHEN	45	22	14	3	5	45	23	7	1	3	22	9	7	2	2	23	14
3	NORDSJAEELLAND	37	22	10	7	5	35	21	6	4	1	20	9	4	3	4	15	12
4	AARHUS	36	22	9	9	4	26	21	5	3	3	14	14	4	6	1	12	7
5	SILKEBOEG	27	22	8	3	11	28	32	5	2	4	15	12	3	1	7	13	20
6	ODENSE BOLDKLUB	24	22	6	6	10	25	32	0	3	8	8	22	6	3	2	17	10
7	FC MIDTJYLLAND	21	17	5	6	6	23	28	3	3	3	13	15	2	3	3	10	13
8	LYNGBY	23	22	6	5	11	27	39	4	4	3	19	16	2	1	8	8	23
9	VIBORG	23	22	6	5	11	24	37	5	3	3	17	14	1	2	8	7	23
10	RANDERS	23	22	5	8	9	23	37	3	4	4	10	16	2	4	5	13	21
11	VEJLE	19	22	4	7	11	19	26	3	3	5	11	11	1	4	6	8	15
12	HVIDOVRE	11	22	2	5	15	17	45	0	2	9	8	27	2	3	6	9	18

Danimarca V Div. Girone D

Pt	Pg	TOTALE			CASA			FUORI										
		V	P	S	Gf	Gs	V	P	S	Gf	Gs	V	P	S	Gf	Gs		
1	ODDER	45	18	14	3	1	36	14	7	2	0	20	7	7	1	1	16	7
2	VIBY	37	18	12	1	5	51	24	7	1	1	26	11	5	0	4	25	13
3	VORUP	37	18	11	4	3	42	27	6	0	3	20	16	5	4	0	22	11
4	KJELLERUP	28	18	9	1	8	27	28	5	0	4	12	12	4	1	4	15	16
5	NOERRESUNDBY	27	18	7	6	5	39	36	5	2	2	20	15	2	4	3	19	21
6	RINGKOBING	22	18	6	4	8	29	28	3	3	3	16	12	3	1	5	13	16
7	HOBRO 2	21	18	5	6	7	35	38	3	4	2	23	22	2	2	5	12	16
8	VRI	18	18	5	3	10	33	47	2	3	4	16	20	3	0	6	17	27
9	AALBORG 2	13	18	3	4	11	19	38	2	1	6	11	23	1	3	5	8	15
10	VARDE	5	18	1	2	15	20	51	1	1	7	9	20	0	1	8	11	31

Danimarca B

Pt	Pg	TOTALE			CASA			FUORI										
		V	P	S	Gf	Gs	V	P	S	Gf	Gs	V	P	S	Gf	Gs		
1	AALBORG	51	22	15	6	1	48	22	7	3	1	25	12	8	3	0	23	10
2	SOENDERJYSKE	49	22	15	4	3	58	24	7	1	3	26	10	8	3	0	32	14
3	VENDSYSEL	36	22	10	6	3	34	28	5	4	2	17	15	5	2	4	17	13
4	FREDERICIA	35	22	9	8	5	34	27	4	3	4	15	16	5	5	1	19	11
5	KOLDING B	33	22	10	3	9	34	32	5	1	5	19	15	5	2	4	15	17
6	HOBRO	33	22	10	3	9	26	24	3	2	6	11	15	7	1	3	15	9
7	HILLEROD	30	22	8	6	8	39	32	3	3	5	12	16	5	3	3	27	16
8	B93 COPENHAGEN	28	22	8	4	10	26	37	3	2	6	10	26	5	2	4	16	11
9	HORSENS	25	22	7	4	11	28	35	4	2	5	16	17	3	2	6	12	18
10	KOGE	18	22	5	3	14	24	50	3	1	7	11	27	2	2	7	13	23
11	NAESTVED	14	22	1	11	10	25	42	1	7	3	13	17	0	4	7	12	25
12	HELSINGOER	12	22	2	6	14	23	46	2	3	6	15	23	0	3	8	8	23

Ecuador A

Pt	Pg	TOTALE			CASA			FUORI										
		V	P	S	Gf	Gs	V	P	S	Gf	Gs	V	P	S	Gf	Gs		
1	LDU QUITO	36	15	11	3	1	21	4	7	1	0	12	1	4	2	1	9	3
2	BARCELONA GUAYAQU	32	15	9	5	1	24	15	6	1	0	11	4	3	4	1	13	11
3	AUCAS	25	15	6	7	2	22	15	3	2	2	12	8	3	5	0	10	7
4	DELFIN	24	15	5	9	1	19	12	3	4	0	9	3	2	5	1	10	9
5	EL NACIONAL	23	15	5	8	2	25	19	4	4	0	17	10	1	4	2	8	9
6	EMELEC	22	15	5	7	3	14	8	4	3	1	10	4	1	4	2	4	4
	U. CATOLICA ECU	22	15	5	7	3	15	12	1	6	1	6	6	4	1	2	9	6
8	INDEPENDIENTE	21	15	6	3	6	18	15	5	1	1	12	4	1	2	5	6	11
9	TECNICO	19	15	4	7	4	20	17	2	4	1	12	9	2	3	3	8	8
	MUSHUC	19	15	5	4	6	14	19	4	3	1	11	6	1	1	5	3	13
11	ORENSE	16	15	4	4	7	15	15	3	2	3	11	8	1	2	4	4	7
	CD CUENCA	16	15	3	7	5	12	16	3	2	2	8	7	0	5	3	4	9
13	LIBERTAD LOJA	15	15	4	3	8	12	18	3	1	4	8	8	1	2	4	4	10
14	RIVER PLATE	10	15	2	4	9	5	18	2	3	3	2	5	0	1	6	3	13
15	CUMBAYA	9	15	1														

		Egitto 2A Division																	
		TOTALE									CASA						FUORI		
Pt	Pg	V	P	S	Gf	Gs	V	P	S	Gf	Gs	V	P	S	Gf	Gs			
1	20	19	14	3	2	34	13	8	1	0	20	4	6	2	2	14	9		
2	19	10	8	1	27	13	6	2	1	15	6	4	6	0	12	7			
3	19	9	9	1	28	18	7	3	0	18	6	2	6	1	10	12			
4	19	9	8	2	21	12	5	5	0	12	5	4	3	2	9	7			
5	19	9	6	4	30	17	5	4	1	20	11	4	2	3	10	6			
6	19	8	5	6	23	17	6	2	1	12	5	2	3	5	11	12			
7	19	6	11	2	20	12	1	8	0	8	4	5	3	2	12	8			
8	19	7	8	4	23	23	5	2	2	16	11	2	6	2	7	12			
9	19	7	7	5	21	16	3	5	2	10	9	4	2	3	11	7			
10	19	6	10	3	21	16	4	5	0	13	6	2	5	3	8	10			
11	19	8	4	7	20	20	6	1	3	10	7	2	3	4	10	13			
12	19	6	7	6	19	16	4	4	2	13	8	2	3	4	6	8			
13	19	3	4	12	14	28	2	3	4	7	11	1	1	8	7	17			
14	19	5	7	7	19	20	5	2	3	14	9	0	5	4	5	11			
15	19	5	6	8	19	28	4	3	2	12	9	1	3	6	7	19			
16	19	2	9	8	17	23	2	5	3	9	10	0	4	5	8	13			
17	19	3	5	11	10	25	2	3	4	7	9	1	2	7	3	16			
18	19	3	4	12	14	28	2	3	4	7	11	1	1	8	7	17			
19	19	2	3	14	18	44	2	2	6	8	17	0	1	8	10	27			
20	19	1	3	15	14	37	1	2	6	9	15	0	1	9	5	22			

		Estonia B																	
		TOTALE									CASA						FUORI		
Pt	Pg	V	P	S	Gf	Gs	V	P	S	Gf	Gs	V	P	S	Gf	Gs			
1	20	36	28	6	2	114	29	13	4	1	50	16	15	2	1	64	13		
2	36	21	8	7	67	35	10	5	3	30	14	11	3	4	37	21			
3	36	22	3	11	86	53	12	1	5	50	31	10	2	6	36	22			
4	36	16	9	11	57	46	7	6	5	31	20	9	3	6	26	26			
5	36	18	1	17	81	70	10	0	8	44	33	8	1	9	37	37			
6	36	16	4	16	72	65	8	1	9	39	33	8	3	7	33	32			
7	36	12	5	19	66	82	6	1	11	26	40	6	4	8	40	42			
8	36	12	4	20	45	75	7	3	8	25	32	5	1	12	20	43			
9	36	5	6	25	97	3	3	12	16	51	2	3	13	21	46				
10	36	6	2	28	50	23	4	0	14	30	64	2	2	14	20	59			

		El Salvador																	
		TOTALE									CASA						FUORI		
Pt	Pg	V	P	S	Gf	Gs	V	P	S	Gf	Gs	V	P	S	Gf	Gs			
1	22	17	9	5	3	25	10	3	4	1	12	3	6	1	2	13	7		
2	17	10	1	6	36	24	7	0	2	20	10	3	1	4	16	14			
3	17	10	1	6	27	19	6	0	2	15	4	4	1	4	12	15			
4	17	9	3	5	23	22	6	1	1	13	5	3	2	4	10	17			
5	17	8	5	4	21	14	5	2	2	14	8	3	3	2	7	6			
6	17	8	4	5	21	19	5	3	1	10	4	3	1	4	11	15			
7	17	7	4	6	24	24	4	3	3	13	13	3	1	3	11	11			
8	17	6	3	8	14	17	5	0	4	12	11	1	3	4	2	6			
9	17	6	3	8	16	20	2	2	4	7	11	4	1	4	9	9			
10	16	4	4	8	18	25	2	3	3	14	14	2	1	5	4	11			
11	17	3	5	9	13	20	3	1	4	9	8	0	4	5	4	12			
12	16	1	2	13	8	32	1	1	5	5	11	0	1	8	3	21			

		Estonia C																	
		TOTALE									CASA						FUORI		
Pt	Pg	V	P	S	Gf	Gs	V	P	S	Gf	Gs	V	P	S	Gf	Gs			
1	74	36	23	5	8	92	42	13	3	2	51	17	10	2	6	41	25		
2	67	36	19	10	7	99	53	11	5	2	61	26	8	5	5	38	27		
3	64	36	19	7	10	69	48	11	4	3	41	18	8	3	7	28	30		
4	61	36	18	7	11	85	71	12	1	5	46	28	6	6	6	39	43		
5	61	36	17	10	9	87	76	10	5	3	48	37	7	5	6	39	39		
6	55	36	16	7	13	58	55	9	3	6	33	22	7	4	7	25	33		
7	44	36	12	8	16	63	70	6	6	6	33	25	6	2	10	30	45		
8	41	36	12	5	19	90	103	6	2	10	43	47	6	3	9	47	56		
9	36	8	2	26	67	120	4	1	13	42	59	4	1	13	25	61			
10	14	36	3	5	28	34	106	2	3	13	18	49	1	2	15	16	57		

		Emirati Arabi Uniti																	
		TOTALE									CASA						FUORI		
Pt	Pg	V	P	S	Gf	Gs	V	P	S	Gf	Gs	V	P	S	Gf	Gs			
1	51	19	16	3	0	50	16	9	1	0	23	6	7	2	0	27	10		
2	37	18	11	4	3	44	23	6	1	2	24	13	5	3	1	20	10		
3	36	18	11	3	4	44	24	5	2	2	25	15	6	1	2	19	9		
4	34	19	10	4	5	36	25	5	3	1	20	13	5	1	4	16	12		
5	31	19	9	4	6	30	26	5	1	3	10	4	4	3	3	20	16		
6	29	18	7	8	3	38	27	3	4	2	20	14	4	4	1	18	13		
7	25	17	7	4	6	26	26	3	3	3	14	15	4	1	3	12	11		
8	22	18	6	4	8	38	37	2	3	4	16	20	4	1	4	22	17		
9	20	19	5	5	9	30	36	2	3	5	13	21	3	2	4	17	15		
10	19	17	6	1	10	20	31	4	1	4	11	13	2	0	6	9	18		
11	17	17	4	5	8	25	41	1	1	6	7	21	3	4	2	18	20		
12	17	18	5	2	11	24	39	4	1	4	16	19	1	1	7	8	20		
13	9	17	2	3	12	20	43	1	1	6	12	21	1	2	6	8	22		
14	5	18	1	2	15	13	44	0	1	8	2	24	1	1	7	11	20		

		Etiopia A																	
		TOTALE									CASA						FUORI		
Pt	Pg	V	P	S	Gf	Gs	V	P	S	Gf	Gs	V	P	S	Gf	Gs			
1	43	21	13	4	4	39	21	8	1	3	23	13	5	3	1	16	8		
2	40	21	12	4	5	27	20	5	3	4	12	14	7	1	1	15	6		
3	39	21	11	6	4	34	18	4	3	2	16	13	7	3	2	18	5		
4	33	21	9	6	6	30	22	5	5	2	19	12	4	1	4	11	10		
5	33	20	9	6	5	24	18	4	4	3	11	10	5	2	2	13	8		
6	33	21	8	9	4	28	24	4	5	1	15	12	4	4	3	12	12		
7	32	21	8	8	5	30	22	3	3	5	15	17	5	5	0	15	5		
8	30	21	6	12	3	18	14	3	7	2	10	8	3	5	1	8	6		
9	30	21	8	6	7	25	25	2	1	6	8	16	6	5	1	17	9		
10	27	21	7	6	8	19	20	2	4	5	3	8	5	2	3	16	12		
11	26	21	7	5	9	29	32	2	4	3	10	13	5	1	6	19	19		
12	25	21	6	7	8	20	23	2	2	6	9	15	4	5	2	11	14		
13	21	21	3	10	8	18	29	1	3	6	7	15	2	7	2	11	14		
14	19	21	3	10	8	18	29	1	3	6	7	15	2	7	2	11	14		
15	16	20	3	7	10	7	21	2	4	5	4	11	1	3	5	3	10		
16	13	21	2	7	12	14	26	0	3	6	3	11	2	4	6	11	15		
17	8	21	1	5	15	10	37	0	2	7	2	17	1	3	8	8	20		

		Emirati Arabi Uniti B																	
		TOTALE									CASA						FUORI		
Pt	Pg	V	P	S	Gf	Gs	V	P	S	Gf	Gs	V	P	S	Gf	Gs			
1	67	26	21	4	1	47	20	11	2	0	27	12	10	2	1	20	8		
2	54	25	17	3	5	43	18	9	2	1	21	6	8	1	4	22	12		
3	49	25	13	10	2	41	13	7	6	0	22	4	6	4	2	19	9		
4	43	25	13	4	8	49	31	9	1	3	24	9	4	3	5	25	22		
5	42	26	12	6	8	42	31	8	2	3	26	13	4	4	5	16	18		
6	40	25	10	10	6	45	34	6	4	3	21	16	4	6	3	24	18		

Finlandia B			TOTALE													CASA					FUORI				
	Pt	Pg	V	P	S	Gf	Gs	V	P	S	Gf	Gs	V	P	S	Gf	Gs	V	P	S	Gf	Gs			
1	IGNISTAN	48	22	14	6	2	38	18	6	4	1	19	10	8	2	1	19	8							
2	EKENAS	48	22	14	6	2	38	18	8	3	0	20	8	6	3	2	18	10							
3	MIKKELIN	41	22	12	5	5	33	21	6	3	2	16	9	6	2	3	17	12							
4	TPS	40	22	12	4	6	40	25	9	1	1	28	9	3	3	5	12	16							
5	SJK AKATEMIA	39	22	12	3	7	37	35	8	1	2	20	12	4	2	5	17	23							
6	HIFK	30	22	8	6	8	27	29	5	2	4	14	13	3	4	4	13	16							
7	SALPA	26	22	7	5	10	30	27	5	2	4	20	13	2	3	6	10	14							
8	JAPS	21	22	5	6	11	26	37	2	3	6	14	21	3	3	5	12	16							
9	JARO	21	22	4	9	9	22	35	3	6	2	15	13	1	3	7	7	22							
10	KAPA	20	22	5	5	12	37	47	4	2	5	22	19	1	3	7	15	28							
11	KOKKOLA	15	22	2	9	11	20	34	1	5	5	10	18	1	4	6	10	16							
12	JJK JYVASKYLA	12	22	2	6	14	20	42	2	3	6	11	14	0	3	8	9	28							

Francia A Femm			TOTALE													CASA					FUORI				
	Pt	Pg	V	P	S	Gf	Gs	V	P	S	Gf	Gs	V	P	S	Gf	Gs	V	P	S	Gf	Gs			
1	OLYMPIQUE LIONE	58	20	19	1	0	79	10	9	1	0	37	3	10	0	0	42	7							
2	PSG	49	20	15	4	1	61	14	9	0	1	37	4	6	4	0	24	10							
3	PARIS FC	41	19	13	2	4	55	24	6	1	2	19	15	7	1	2	36	9							
4	REIMS	31	20	9	4	7	30	25	6	2	2	14	10	3	2	4	16	15							
5	FC FLEURY	30	20	9	3	8	32	29	7	2	1	19	11	2	1	7	13	18							
6	MONTPELLIER	26	20	7	5	8	26	34	5	1	4	16	16	2	4	4	10	17							
7	ST.ETIENNE	25	19	8	1	10	29	47	5	1	4	24	20	3	0	6	15	27							
8	LE HAVRE	19	20	4	8	8	28	43	2	5	3	17	22	2	3	5	11	21							
9	DIJON	19	20	5	4	11	24	46	4	1	5	14	26	1	3	6	10	20							
10	GUINGAMP	16	20	4	4	12	22	43	3	3	4	16	22	1	1	8	6	21							
11	LILLE	12	20	2	6	12	25	62	1	3	6	10	30	1	3	6	15	32							
12	BORDEAUX	7	20	1	4	15	13	47	1	3	6	9	23	0	1	9	4	24							

Finlandia III Div. Girone A			TOTALE													CASA					FUORI				
	Pt	Pg	V	P	S	Gf	Gs	V	P	S	Gf	Gs	V	P	S	Gf	Gs	V	P	S	Gf	Gs			
1	JIPPO	48	22	15	3	4	56	19	8	1	2	31	9	7	2	2	25	10							
2	PK-35 HELSINKI	48	22	14	6	2	49	21	9	2	0	29	7	5	4	2	20	14							
3	KLUBI 04	44	22	13	5	4	41	16	6	4	1	22	10	7	1	3	19	6							
4	LAHDEN REIPAS	32	22	8	8	6	31	25	5	3	3	18	13	3	5	3	13	12							
5	KESKI-UUSIMAA	32	22	9	5	8	44	39	6	3	2	23	17	3	2	6	21	22							
6	NURMIJARVEN	30	22	9	3	10	34	30	5	2	4	15	10	4	1	6	19	20							
7	PEPO	30	22	9	3	10	45	44	7	0	4	20	16	2	3	6	25	28							
8	ATLANTIS FC/AKATEMI	27	22	6	9	7	20	32	1	6	4	9	20	5	3	3	11	12							
9	PPJ	26	22	7	5	10	43	41	4	2	5	24	24	3	3	5	19	17							
10	KIFFEN	26	22	7	5	10	21	33	4	3	4	12	14	3	2	6	9	19							
11	FUTURA	19	22	5	4	13	30	58	4	1	6	19	25	1	3	7	11	33							
12	TIPS	4	22	0	4	18	20	76	0	3	8	9	38	0	1	10	11	38							

Francia B			TOTALE													CASA					FUORI				
	Pt	Pg	V	P	S	Gf	Gs	V	P	S	Gf	Gs	V	P	S	Gf	Gs	V	P	S	Gf	Gs			
1	AUXERRE	61	32	17	10	5	59	32	9	5	2	29	13	8	5	3	30	19							
2	ANGERS	55	32	16	7	9	47	35	11	3	2	27	13	5	4	7	20	22							
3	ST.ETIENNE	54	32	16	6	10	39	25	8	3	5	20	12	8	3	5	19	13							
4	PARIS FC	49	32	13	10	9	41	35	7	4	5	22	16	6	6	4	19	19							
5	STADE LAVALLOIS	49	32	13	10	9	37	35	5	5	7	17	25	8	5	2	20	10							
6	CAEN	48	32	14	6	12	42	39	8	3	5	19	11	6	3	7	23	28							
7	RODEZ	47	32	12	11	9	53	46	7	6	2	29	19	5	5	7	24	27							
8	GUINGAMP	47	32	12	11	9	38	31	5	6	4	21	15	7	5	5	17	16							
9	PAU	47	32	12	11	9	50	46	6	6	4	27	23	6	5	5	23	23							
10	AMIENS	44	32	10	14	8	28	30	5	8	3	17	15	5	6	5	11	15							
11	GRENOBLE FOOT	42	32	10	12	10	37	35	6	7	3	20	15	4	5	7	17	20							
12	AJACCIO	42	32	11	9	12	31	35	9	5	2	22	10	2	4	10	9	25							
13	BORDEAUX	41	32	11	9	12	38	43	7	5	4	22	17	4	4	8	16	26							
14	BASTIA	40	32	11	8	13	35	41	7	4	5	28	20	4	4	8	17	21							
15	FC ANNECY	39	32	10	9	13	40	41	4	6	6	18	22	6	3	7	22	19							
16	DUNKERQUE	38	32	10	8	14	30	44	4	3	10	12	25	6	5	4	18	19							
17	ESTAC TROYES	35	32	8	11	13	36	43	7	2	7	25	22	1	9	6	11	21							
18	CONCARNEAU	34	32	9	7	16	32	45	4	4	8	18	27	5	3	8	14	18							
19	QUEVILLY-ROUEN	32	32	6	14	12	43	46	3	6	7	18	21	3	8	5	25	25							
20	VALENCIENNES	17	32	2	11	19	19	48	1	6	9	10	23	1	5	10	9	25							

Finlandia III Div. Girone B			TOTALE													CASA					FUORI				
	Pt	Pg	V	P	S	Gf	Gs	V	P	S	Gf	Gs	V	P	S	Gf	Gs	V	P	S	Gf	Gs			
1	ESPOON	48	22	15	3	4	50	20	10	1	0	34	8	5	2	4	16	12							
2	JAZZ	45	22	14	3	5	63	31	9	1	1	36	11	5	4	2	27	20							
3	ILVES-KISSAT	43	22	13	4	5	53	43	8	0	3	31	22	5	4	2	22	21							
4	ATLANTIS	41	22	13	2	7	54	30	8	1	2	31	13	5	1	5	23	17							
5	TAMPERE UTD	37	22	11	4	7	40	32	8	2	1	21	8	3	2	6	19	24							
6	GRANKULLA	35	22	10	5	7	39	40	5	3	3	21	20	5	3	2	18	20							
7	HONKA	32	22	9	5	8	39	42	4	2	5	18	20	5	3	2	21	22							
8	P. IIRO	30	22	10	0	12	37	34	7	0	4	20	10	3	0	8	17	24							
9	HJS	18	22	5	3	14	28	45	3	3	5	18	21	2	0	9	10	24							
10	ILVES 2	18	22	5	3	14	28	45	3	3	5	18	21	2	0	9	10	24							
11	SEXYPOEYTY	16	22	4	4	14	20	51	3	2	6	12	23	1	2	8	8	28							
12	PARGAS	12	22	3	3	16	25	58	1	3	7	15	27	2	0	9	10	31							

Francia III Div.			TOTALE													CASA					FUORI				
	Pt	Pg	V	P	S	Gf	Gs	V	P	S	Gf	Gs	V	P	S	Gf	Gs	V	P	S	Gf	Gs			
1	RED STAR	62	29	18	8	3	49	25	12	2	0	29	8	6	6	3	20	17							
2	CHAMOIS NIORTAIS	52	29	15	7	7	49	32	10	4	1	28	14	5	3	6	21	18							
3	MARTIGUES	49	29	14	7	8	34	22	10	2	2	25	9	4	5	6	9	13							
4	NANCY	44	29	12	9	8	40	33	8	6	1	26	15	4	3	7	14	18							
5	LE MANS	44	29	12	8	9	37	34	4	4	6	14	16	8	4	3	23	18							

Il gioco può causare dipendenza
 Consulta la probabilità di vincita su www.adm.gov.it
 E' vietato il gioco ai minori di anni 18

Francia U19 Girone C

Pt	Pq	TOTALE				CASA				FUORI								
		V	P	S	Gf	Gs	V	P	S	Gf	Gs	V	P	S	Gf	Gs		
1	RENNES	51	24	16	3	5	11	22	10	1	1	28	8	6	2	4	23	14
2	NANTES	51	24	16	3	5	11	22	10	1	1	28	8	6	2	4	20	15
3	FC LORIENT U19	50	24	16	2	6	54	37	7	2	3	30	17	9	0	3	24	20
4	ANGERS	43	24	13	4	7	45	27	8	2	2	29	14	5	2	5	16	13
5	STADE LAVALLOIS	38	24	10	8	6	32	25	5	5	2	14	10	5	3	4	18	15
6	BREST	37	24	11	4	9	40	32	7	2	3	21	15	4	2	6	19	17
7	US AVRANCHES MSM	34	24	9	7	8	26	30	4	4	4	13	17	5	3	4	13	13
8	FC GIRONDINS B.	31	24	8	7	9	30	35	4	4	4	13	13	4	3	5	17	22
9	GUINGAMP	29	24	10	3	11	34	32	5	1	6	20	19	5	2	5	14	13
10	CHATEAURoux	26	24	7	5	12	34	45	4	2	6	22	25	3	3	6	12	20
11	MERIGNAC SA	25	24	7	4	13	24	38	5	1	6	17	17	2	3	7	7	21
12	CONCARNEAU	22	24	6	4	14	24	46	4	3	5	16	18	2	1	9	14	28
13	VERTOU USSA	22	24	7	1	16	32	64	2	0	10	11	25	5	1	6	21	39
14	FC TRELISSAC	11	24	2	5	17	21	61	1	3	8	9	29	1	2	9	12	32

Georgia A

Pt	Pq	TOTALE				CASA				FUORI								
		V	P	S	Gf	Gs	V	P	S	Gf	Gs	V	P	S	Gf	Gs		
1	DINAMO BATOUMI	74	36	21	11	4	83	41	11	6	1	41	18	10	5	3	42	23
2	DINAMO TBILISI	71	36	21	8	7	93	49	11	3	4	48	22	10	5	3	45	27
3	TORPEDO KUTAISI	60	36	16	12	8	55	37	9	4	5	35	20	7	8	3	20	17
4	DILA GORI	60	36	17	9	10	56	39	10	2	6	34	20	7	4	2	22	19
5	SAMGURALI TSKALTUBO	67	36	16	9	11	53	51	10	5	3	27	17	6	4	8	26	34
6	SABURTALO	51	36	14	9	13	58	49	8	6	4	34	18	6	3	9	24	31
7	GAGRA	38	36	10	8	18	47	65	5	5	8	24	32	5	3	10	23	33
8	TELAVI	37	36	10	7	19	34	62	5	6	7	19	23	5	1	12	15	39
9	SAMTREDIA	33	36	9	6	21	50	62	4	2	12	23	35	5	4	9	27	27
10	SHUKURA KOBULETI	11	36	4	5	27	38	112	1	3	14	20	57	3	2	13	18	55

Francia U19 Girone D

Pt	Pq	TOTALE				CASA				FUORI								
		V	P	S	Gf	Gs	V	P	S	Gf	Gs	V	P	S	Gf	Gs		
1	MARSIGLIA	46	24	14	4	6	44	29	11	1	0	28	10	3	3	6	16	19
2	MONTPELLIER	43	24	12	7	5	33	24	8	3	1	20	6	4	4	13	18	24
3	RODEZ	40	24	12	4	8	48	35	9	2	1	28	11	3	2	7	20	24
4	SC AIR BEL U19	39	24	11	6	7	38	36	8	3	1	21	10	3	3	6	17	26
5	ST. ETIENNE	39	24	11	6	7	38	30	8	2	2	24	13	3	4	5	14	17
6	NIZZA	35	24	9	8	7	33	35	4	7	1	20	15	5	1	6	13	20
7	MONACO	34	24	10	4	10	40	36	6	3	3	25	19	4	1	7	15	17
8	GFC AJACCIO	32	24	9	5	10	29	33	7	1	4	21	13	2	4	6	8	20
9	AJACCIO	31	24	9	4	11	26	31	5	4	3	16	11	4	0	8	10	20
10	TOLOSA	31	23	9	4	10	29	28	5	1	6	15	15	4	3	4	14	13
11	MARIGNANE	30	24	8	6	10	33	28	6	3	3	22	12	2	3	7	11	16
12	BASTIA	23	23	6	5	12	26	38	5	2	4	13	11	1	3	8	13	27
13	BEZIERS	20	24	4	8	12	24	42	2	3	7	15	21	2	5	5	9	21
14	COLOMIERS	20	24	5	5	14	23	39	4	3	5	14	15	1	2	9	9	24

Georgia B

Pt	Pq	TOTALE				CASA				FUORI								
		V	P	S	Gf	Gs	V	P	S	Gf	Gs	V	P	S	Gf	Gs		
1	KOLKHETI POTI	77	36	23	8	5	70	28	15	2	1	37	9	8	6	4	33	19
2	GAREJI SAGAREJO	76	36	23	7	6	88	38	12	4	2	52	20	11	3	4	36	18
3	FC SPAERI	66	36	20	6	10	68	48	12	3	3	39	22	8	3	7	29	26
4	BOLNISI	59	36	18	5	13	68	46	9	4	5	42	23	9	1	8	26	23
5	DINAMO TBILISI 2	52	36	16	4	16	71	58	9	2	7	41	26	7	2	9	30	32
6	WIT GEORGIA	48	36	13	9	14	52	57	8	5	5	28	22	5	4	9	24	35
7	KOLKHETI	46	36	12	10	14	44	52	9	6	3	26	16	3	4	11	18	36
8	LOKOMOTIVI TBILISI	40	36	12	4	20	55	58	9	2	7	36	22	3	2	13	19	36
9	MERANI MARTVILI	26	36	6	8	22	34	84	4	4	10	17	33	2	4	12	17	51
10	MERANI TBILISI	14	36	1	11	24	29	110	1	4	13	12	56	0	7	11	17	54

Germania A

Pt	Pq	TOTALE				CASA				FUORI								
		V	P	S	Gf	Gs	V	P	S	Gf	Gs	V	P	S	Gf	Gs		
1	LEVERKUSEN	79	29	25	4	0	74	19	13	2	0	43	8	12	2	0	31	11
2	BAYERN MONACO	63	29	20	3	6	82	36	12	1	2	49	11	8	2	4	33	25
3	BOCCARDA	63	29	20	3	6	82	34	11	3	1	43	14	9	0	5	24	20
4	ST LOEPPZIG	56	29	17	5	7	67	33	10	3	2	35	10	7	2	5	32	23
5	DORTMUND	56	29	16	8	5	57	34	8	2	4	27	20	8	6	1	30	14
6	FRANCOFORTE	42	29	10	12	7	43	39	6	7	1	23	13	4	5	6	20	26
7	AUGSBURG	39	29	10	9	10	47	46	6	6	3	26	22	4	3	7	21	24
8	FRIBURGO	39	29	11	6	12	41	52	5	5	4	25	26	6	1	8	16	26
9	1899 HOFFENHEIM	36	29	10	6	13	49	57	4	4	6	22	25	6	2	7	27	32
10	HEIDENHEIM	34	29	8	10	11	42	50	6	4	4	24	22	2	6	7	18	28
11	MONCHENGLADBACH	31	29	7	10	12	50	56	5	4	6	26	25	2	6	6	24	31
12	BREMA	31	29	8	7	14	36	49	5	3	6	21	22	3	4	8	15	27
13	UNION BERLINO	29	29	8	5	16	25	45	6	2	6	16	20	2	3	10	9	25
14	WOLFSBURG	28	29	7	7	15	34	50	4	4	6	20	22	3	3	9	14	28
15	BOCHUM	27	29	5	12	12	34	59	4	8	3	23	22	1	4	9	11	37
16	MAINZ	26	29	5	11	13	30	47	5	4	6	19	17	0	7	7	11	30
17	COLONIA	22	29	4	10	15	23	51	3	3	8	12	24	1	7	7	11	27
18	DARMSTADT 98	14	29	2	8	19	28	72	1	3	11	15	37	1	5	8	13	35

Galles

Pt	Pq	TOTALE				CASA				FUORI								
		V	P	S	Gf	Gs	V	P	S	Gf	Gs	V	P	S	Gf	Gs		
1	THE NEW SAINTS	62	22	20	2	0	77	14	10	1	0	47	8	10	1	0	30	6
2	CONNAHS QUAY	47	22	15	2	5	59	29	8	2	1	35	13	7	1	3	24	16
3	BALA TOWN	37	22	10	7	5	25	20	6	3	2	11	6	4	4	3	14	14
4	CARDIFF MET	34	22	9	7	6	28	39	6	3	2	18	16	3	4	10	23	
5	NEWTOWN	33	22	10	3	9	35	31	6	2	3	19	12	4	1	6	16	19
6	CAERNARFON	31	22	9	4	9	40	41	5	1	5	19	19	4	3	4	21	22
7	HAVERTFORDWEST	28	22	7	7	8	29	33	4	3	4	18	15	3	4	4	11	18
8	PEN-Y-BONT	25	22	8	4	10	28	32	4	2	5	9	13	4	2	5	19	19
9	BARRY TOWN	23	22	6	5	11	27	41	3	4	4	16	19	3	1	7	11	22
10	ABERYSTWYTH	15	22	4	3	15	18	46	1	2	8	11	21	3	1	7	7	25
11	COLWYN BAY	14	22	4	2	16	27	49	2	1	8	16	25	2	1	8	11	24
12	PONTYPRIDD	13	22	5	4	13	13	31	3	2	6	7	13	2	2	7	6	18

Germania A Fem.

Pt	Pq	TOTALE				CASA				FUORI								
		V	P	S	Gf	Gs	V	P	S	Gf	Gs	V	P	S	Gf	Gs		
1	BAYERN MONACO	48	18	15	3	0	47	6	8	1	0	21	1	7	2	0	28	5
2	WOLFSBURG	41	18	13	2	3	49	17	7	1	1	20	6	6	1	2	19	11
3	1899 HOFFENHEIM	34	18															

Germania B Femm.

	TOTALE												CASA						FUORI					
	Pt	Pg	V	P	S	Gf	Gs	V	P	S	Gf	Gs	V	P	S	Gf	Gs							
1 ANDERNACH	41	20	12	5	3	32	19	6	2	2	18	14	6	3	1	14	5							
2 TURBINE POTSDAM	41	20	13	2	5	26	13	7	2	2	15	7	6	0	3	11	6							
3 MEPPEN	40	20	12	4	4	35	12	7	2	1	19	1	5	2	3	16	11							
4 CARL ZEISS JENA	38	20	11	5	4	40	24	5	4	1	17	10	6	1	3	23	14							
5 AMBURGO SV	37	20	11	4	5	43	29	5	3	2	21	14	6	1	3	22	15							
6 SAND	34	20	10	4	6	35	23	6	0	3	18	12	4	4	3	17	11							
7 GUTERSLOH	32	20	9	5	6	38	29	5	1	4	21	15	4	4	2	17	14							
8 FRANKFURT II	28	20	8	4	8	30	27	4	2	4	15	16	4	2	4	15	11							
9 INGOLSTADT 04	26	20	7	5	8	21	30	4	2	4	10	14	3	3	4	11	16							
10 MONCHENGLADBACH	22	20	5	7	8	22	29	3	3	4	11	14	2	4	4	11	15							
11 BAYERN MONACO II	18	20	5	3	12	24	32	2	2	5	11	15	3	1	7	13	17							
12 WEINBERG	17	20	4	5	11	23	43	3	1	6	11	24	1	4	5	12	19							
13 WOLFSBURG II	12	20	3	3	14	16	47	1	3	7	8	28	2	0	7	8	19							
14 1899 HOFFENHEIM II	5	20	1	2	17	12	40	1	2	7	4	14	0	0	10	8	26							

Germania III Div.

	TOTALE												CASA						FUORI					
	Pt	Pg	V	P	S	Gf	Gs	V	P	S	Gf	Gs	V	P	S	Gf	Gs							
1 ULMA	62	33	18	8	7	54	34	9	5	2	28	15	9	3	5	26	19							
2 JAHN REGENSBURG	61	33	17	10	6	48	35	8	7	2	24	15	9	3	4	24	20							
3 DYNAMO DRESDEN	55	33	17	4	12	51	35	10	2	4	29	17	7	2	8	22	18							
4 PREUSSEN MUNSTER	55	33	15	10	8	55	43	9	5	2	30	19	6	5	6	25	24							
5 SAARBRUCKEN	52	32	13	13	6	54	35	7	6	3	25	18	6	7	3	29	17							
6 SV SANDHAUSEN	52	33	14	10	9	51	47	9	4	3	31	19	5	6	6	20	28							
7 RW ESSEN	51	32	15	6	11	50	46	11	2	4	32	23	4	4	7	18	23							
8 UNTERHACHING	49	33	14	7	12	45	43	10	3	4	29	17	4	4	8	16	26							
9 AUE	49	33	13	10	10	42	42	10	2	4	25	15	3	8	6	17	27							
10 INGOLSTADT 04	46	33	12	10	11	55	44	7	5	4	32	20	5	7	3	23	24							
11 VERL	46	33	12	10	11	53	50	6	6	5	29	26	6	4	6	24	24							
12 BORUSSIA DORT. II	46	33	12	10	11	47	47	7	4	6	25	22	5	6	5	22	25							
13 VIKTORIA COLONIA	45	33	12	9	12	53	56	9	4	4	29	27	3	5	8	24	29							
14 1860 MONACO	42	33	12	6	15	37	35	8	2	6	22	13	4	4	9	15	22							
15 BIELEFELD	38	33	9	11	13	44	45	5	6	6	25	23	4	5	7	19	22							
16 MANNHEIM	38	33	10	8	15	45	52	7	5	5	28	22	3	3	10	17	30							
17 HALLESCHER	32	33	9	5	19	47	66	6	3	7	25	28	3	2	12	22	38							
18 DUISBURG	30	33	7	9	17	33	51	6	3	8	21	24	1	6	9	12	27							
19 LUBECCA	27	33	5	12	16	28	60	3	8	5	15	22	2	4	11	13	38							
20 FRIBURGO II	24	33	6	6	21	31	57	3	5	8	11	23	3	1	13	20	34							

Germania IV Div. Girone A

	TOTALE												CASA						FUORI					
	Pt	Pg	V	P	S	Gf	Gs	V	P	S	Gf	Gs	V	P	S	Gf	Gs							
1 HANNOVER II	63	29	20	3	6	75	39	13	1	0	42	12	7	2	6	33	27							
2 MEPPEN	56	29	17	5	7	63	38	12	0	2	37	16	5	5	5	26	22							
3 PHONIX LUBECK	53	27	16	5	6	66	27	9	0	4	37	17	7	5	2	29	10							
4 HOLSTEIN KIEL II	49	29	15	4	10	56	47	6	3	5	30	25	9	1	5	26	22							
5 DROCHTERSEN	49	28	13	10	5	43	35	8	5	2	25	16	5	5	3	18	19							
6 TEUTONIA	44	29	12	8	9	52	38	9	3	3	33	18	3	5	6	19	20							
7 OLDENBURG	44	28	12	8	8	53	40	9	3	3	37	16	3	5	5	16	24							
8 AMBURGO SV II	44	27	12	8	9	43	37	7	5	2	29	21	5	3	5	14	16							
9 ST. PAULI II	42	29	11	9	9	58	37	3	6	5	19	15	8	3	4	39	22							
10 HAVELSE	42	27	12	6	9	46	42	6	3	3	21	15	6	3	6	25	27							
11 BLAU-WEISS LOHNE	37	28	10	7	11	40	41	6	4	4	20	14	4	3	7	20	27							
12 EINTRACHT NORDERSH. II	37	29	10	4	15	46	56	5	4	6	21	21	5	0	9	25	35							
13 WEICHE FLENSBURG	31	28	7	10	11	38	51	2	5	6	16	32	5	5	5	22	19							
14 BREMER	31	27	7	10	10	35	51	6	6	3	23	21	1	4	7	12	30							
15 JEDDELOH	27	27	5	12	10	32	52	3	4	6	13	21	2	8	4	19	31							
16 EIMSBUETELER	18	27	4	6	17	28	54	2	5	5	15	25	2	1	12	13	29							
17 KILIA KIEL	15	27	2	9	16	28	62	2	5	8	18	33	0	4	8	10	29							
18 SPELLE-VENHAUS	12	29	2	6	21	26	81	2	3	10	15	39	0	3	11	11	42							

Germania IV Div. Girone B

	TOTALE												CASA						FUORI					
	Pt	Pg	V	P	S	Gf	Gs	V	P	S	Gf	Gs	V	P	S	Gf	Gs							
1 ALEMANNIA AACHEN	66	29	20	6	3	56	28	11	3	1	29	11	9	3	2	27	17							
2 WUPPERTALER	55	29	17	4	8	63	39	10	1	3	35	17	7	3	5	28	22							
3 BOCHOLT	52	29	15	7	7	37	26	9	4	2	21	10	6	3	5	16	16							
4 FORTUNA COLOGNE	51	29	15	6	8	53	31	10	1	4	29	14	5	5	4	24	17							
5 SCHALKE 04 II	45	29	13	6	10	56	42	8	0	6	25	18	5	6	4	31	24							
6 1. FC DUREN	43	29	12	7	10	50	40	6	4	4	32	21	6	3	6	18	19							
7 COLONIA II	43	29	12	7	10	45	40	6	4	4	20	18	6	3	6	25	22							
8 WIEDENBRUCK	43	29	12	7	10	39	37	6	2	6	18	19	6	5	4	21	18							
9 OBERHAUSEN	42	29	10	12	7	46	30	3	9	3	20	17	7	3	4	26	13							
10 FORTUNA DUSSELDORF	41	29	12	5	12	44	39	5	5	5	20	19	7	0	7	24	20							
11 RODINGHAUSEN	41	28	12	5	11	34	34	8	2	4	22	18	4	3	7	12	16							
12 GUTERSLOH	37	29	10	7	12	37	52	6	4	5	21	24	4	3	7	16	28							
13 PADERBORN 07 II	35	29	9	8	12	48	47	6	5	3	32	21	3	3	9	16	26							
14 MONCHENGLADB. II	31	29	8	7	14	46	55	5	1	8	21	28	3	6	6	25	27							
15 LIPPSTADT	27	29	7	9	16	35	57	5	4	6	22	25	2	2	10	13	32							
16 WEGBERG BEECK	25	29	8	6	12	37	65	7	1	6	26	26	1	0	14	11	39							
17 RW AHLEN	24	28	6	6	20	31	58	4	3	7	16	29	2	3	9	15	29							
18 VELBERT	22	29	5	7	17	29	66	4	4	7	13	29	1	3	10	16	37							

Giappone Coppa J. League Girone B

	TOTALE												CASA						FUORI					
	Pt	Pg	V	P	S	Gf	Gs	V	P	S	Gf	Gs	V	P	S	Gf	Gs							
1 URAWA RED D.	8	6	1	5	0	5	4	1	2	0	4	3	0	3	0	1	1	1						
2 SHIMIZU S PULSE	8	6	2	2	2	8	15	2	1	0	7	5	0	1	0	2	1	10						
3 KAWASAKI	8	6	2	2	2	12	7	1	2	0	6	0	1	0	2	6	7							
4 SHONAN	6	6	1	3	2	8	7	1	1	1	1	5	3	0	2	1	3	4						

Germania IV Div. Girone C

	TOTALE												CASA						FUORI					
	Pt	Pg	V	P	S	Gf	Gs	V	P	S	Gf	Gs	V	P	S	Gf	Gs							
1 STOCARDA KICKERS	59	29	17	8	4	55	24	9	5	1	34	11	8	3	5	21	12							
2 1899 HOFFENHEIM II	57	28	18	3	7	60	20	11	2	2	39	8	7	1	5	21	13							
3 STOCARDA II	52	29	15	7	7	66	44	8	1	5	36	24	7	6	2	30	20							
4 FREIBERG	51	29	15	6	8	48	34	8	3	3	25	15	7	3	5	23	19							
5 E. FRANCOFORTE II	50	29	14	8	7	58	40	9	5	1	39	14	5	3	6	19	26							
6 HOMBURG-SAAR	49	29	14	7	8	59	41	6	3	5	22	18	8	4	3	37	23							
7 FULDA-LEHNERZ	45	29	13	6	10	45	36	8	5	2	27	12	5	1	8	18	24							
8 OFFENBACH	43	29	12	7	10	51	38	7	3	4	33	19	5	4	6	18	19							
9 MAINZ II	41	29	12	5	12	47	52	7	3	5	26	19	5	2	7	21	33							
10 BÄHLINGER	39	29	10	9	10	36	41	6	6	2	21	15	4	3	8	15	26							
11 HESSEN KASSEL	37	29	10	7	12	40	43	8	3	4	22	20	2	4	8	18	23							
12 FRANCOFORTE	36	29	9	9	11	36	43	5	3	6	22	22	4	6	5	14	21							
13 STEINBACH	34	28	10	4	14	44	55	3																

Il gioco può causare dipendenza
Consulta la probabilità di vincita su www.adm.gov.it
E' vietato il gioco ai minori di anni 18

Germania U19 Girone B

	TOTALE				CASA				FUORI								
	Pt	Pg	V	P	S	Gf	Gs	V	P	S	Gf	Gs	V	P	S	Gf	Gs
1 DORTMUND	61	22	20	1	1	64	15	11	0	0	40	6	9	1	1	24	9
2 LEVERKUSEN	45	22	14	3	5	48	24	7	2	2	26	12	7	1	3	22	12
3 SCHALKE 04	44	22	13	5	4	40	19	7	2	2	22	8	6	3	2	18	11
4 MONCHENGLADBACH	38	21	12	2	7	51	26	6	1	3	23	9	6	1	4	28	17
5 PADERBORN 07	32	22	9	5	8	42	36	5	3	3	22	16	4	2	5	20	20
6 AACHEN	31	22	10	1	11	32	49	5	1	6	14	22	5	0	5	18	27
7 COLONIA	28	22	8	4	10	34	32	3	4	4	14	16	5	0	6	20	16
8 DUISBURG	27	21	7	6	8	36	33	3	3	5	18	20	4	3	3	18	13
F. DUSSELDORF	27	22	7	6	9	42	41	3	4	4	22	19	4	2	5	20	22
10 VIKTORIA COLONIA	26	22	7	5	10	36	39	3	2	6	20	24	4	3	4	16	15
11 BIELEFELD	25	22	7	4	11	24	39	2	2	6	7	22	5	2	5	17	17
12 BOCHUM	23	22	7	4	11	41	48	4	0	7	19	23	3	2	6	22	25
13 WUPPERTALER	16	22	4	4	14	23	65	3	1	7	13	32	1	3	7	10	33
14 SC VERL	10	22	2	4	16	19	66	1	1	9	10	33	1	3	7	9	33

Germania U19 Girone C

	TOTALE				CASA				FUORI								
	Pt	Pg	V	P	S	Gf	Gs	V	P	S	Gf	Gs	V	P	S	Gf	Gs
1 1899 HOFFENHEIM	55	22	18	1	3	70	22	8	1	2	32	10	10	0	1	38	12
2 INGOLSTADT 04	46	22	14	4	4	44	26	6	1	4	17	9	8	3	0	27	17
3 KARLSRUHER	42	22	14	0	8	47	33	8	0	3	25	17	6	0	5	22	16
4 FRANCOFORTE	41	22	12	5	5	48	37	5	3	3	23	20	7	2	2	25	17
5 MAINZ 05	40	22	11	7	4	43	33	6	3	2	26	20	5	4	2	17	13
6 STOCCARDA	39	22	12	3	7	50	29	6	0	5	26	20	6	3	2	24	9
7 1860 MONACO	34	22	9	7	6	33	29	3	4	4	18	19	6	3	2	15	10
8 BAYERN MONACO	31	22	9	4	9	48	45	5	3	3	26	20	4	1	6	22	25
9 GREUTHER FURTH	23	22	6	5	11	29	48	3	2	5	14	21	3	3	6	15	27
10 NORIMBERGA	21	22	5	6	11	39	49	4	2	6	26	25	1	4	5	13	24
11 SANDHAUSEN	18	22	5	3	14	29	45	2	2	7	13	21	3	1	7	16	24
12 HEIDENHEIM	16	22	4	4	14	28	46	2	3	5	17	22	2	1	9	11	24
13 AUGSBURG	14	22	4	2	16	27	59	3	1	7	13	23	1	1	9	14	36
14 KLAUTERN	14	22	3	5	14	18	52	3	3	6	10	20	0	2	8	8	32

Germania V Div. Girone A

	TOTALE				CASA				FUORI								
	Pt	Pg	V	P	S	Gf	Gs	V	P	S	Gf	Gs	V	P	S	Gf	Gs
1 VILLINGEN	54	26	17	3	6	65	35	10	2	0	41	9	7	1	6	24	26
2 SONNENHOF GROS.	53	26	16	5	5	65	23	9	4	1	38	9	7	1	4	27	14
3 GOPPINGER SV	53	27	15	8	4	62	30	8	3	2	28	16	7	5	2	24	14
4 PFORZHEIM	48	27	13	9	5	60	35	9	4	1	37	13	4	5	4	23	22
5 NOTTINGEN	44	27	12	8	7	60	35	9	2	2	39	14	3	6	5	21	21
6 HOLLENBACH	42	27	12	6	9	55	49	8	4	2	36	19	4	2	7	19	30
7 NORM. GMUND	41	27	11	8	8	38	32	8	3	2	26	8	3	5	6	12	24
8 TSV ESSINGEN	41	27	12	5	10	36	35	7	1	5	19	17	5	4	5	17	18
9 TSG BACKNANG	38	27	11	5	11	39	44	5	3	5	23	24	6	2	6	16	20
10 MANNHEIM	35	27	11	2	14	35	51	8	1	5	22	17	3	1	9	13	34
11 RAVENSBURG	34	27	8	10	9	39	46	6	4	3	21	14	2	6	6	18	32
12 OBERACHERN	34	27	8	10	9	45	54	4	5	2	24	29	4	5	4	21	25
13 REUTLINGEN	33	27	9	6	12	47	50	7	4	4	29	20	2	2	8	18	30
14 ATSV MUTSCHELBACH	32	27	8	8	11	56	70	5	4	5	33	36	3	4	6	23	34
15 DENZLINGEN	28	27	8	4	15	37	61	5	2	7	22	25	3	2	8	15	36
16 FSV 08 BIETIGHEIM-BIS	26	27	7	5	15	43	52	5	3	5	21	19	2	2	10	22	33
17 HOLZHAUSEN	25	27	7	4	16	36	51	4	4	5	19	19	3	0	11	17	32
18 OFFENBURGER	10	27	2	4	21	27	82	2	2	9	16	33	0	2	12	11	49

Germania V Div. Girone B

	TOTALE				CASA				FUORI									
	Pt	Pg	V	P	S	Gf	Gs	V	P	S	Gf	Gs	V	P	S	Gf	Gs	
1 LICHTENBERG	55	22	17	4	1	63	13	9	2	0	32	6	8	2	1	31	7	
LICHTENBERG	55	22	17	4	1	63	13	9	2	0	32	6	8	2	1	31	7	
3 HERTHA 03 Z.	54	21	17	3	1	75	21	9	1	1	41	10	8	2	0	34	11	
4 EINTRACHT MAHLSDORF	45	21	11	2	8	41	35	7	1	3	25	20	4	1	5	16	11	
5 TASMANIA BERLIN	34	21	10	4	7	38	29	6	2	2	19	11	4	2	5	19	18	
6 BORUSSIA BERLIN	33	21	9	6	6	38	33	6	3	2	24	18	3	3	4	14	15	
7 NEUSTRELITZ	31	21	9	4	8	41	39	8	3	0	30	12	1	1	8	11	27	
8 MAKKABI BERLIN	30	21	8	6	7	36	31	4	4	3	18	14	4	2	4	18	16	
9 RATHENOW	28	22	8	4	10	38	42	4	4	3	23	17	4	0	7	15	25	
10 ANKER WISMAR 1997	28	22	8	4	10	34	41	4	1	5	19	19	4	3	5	19	22	
11 STAAKEN 1919	25	21	8	1	12	32	50	7	0	4	22	21	1	1	8	10	29	
12 EINTRACHT STAHLSDORF	22	22	6	3	13	35	54	3	2	6	17	24	3	1	7	18	30	
13 DYNAMO SCHWERIN	20	21	6	2	13	29	45	3	0	7	14	25	2	3	6	15	20	
14 ROSTOCKER	14	22	4	2	16	27	66	2	2	6	11	23	2	0	10	16	43	
15 UNION FURSTENWALD	8	22	2	2	18	18	70	2	0	8	11	27	0	2	10	7	43	
16 CFC HERTHA	0	0	0	0	0	0	0	0	0	0	0	0	0	0	0	0	0	0

Germania V Div. Girone C

	TOTALE				CASA				FUORI								
	Pt	Pg	V	P	S	Gf	Gs	V	P	S	Gf	Gs	V	P	S	Gf	Gs
1 S. LOTTE	61	28	19	4	5	75	27	11	0	2	42	16	8	4	3	33	11
2 TURKSPOR DORTMUND	59	28	18	5	5	69	37	10	1	3	38	19	8	4	2	31	18
3 09 DORTMUND	55	28	17	4	7	60	31	7	3	4	22	16	10	1	3	28	15
4 SPVGG	51	28	15	6	7	63	46	7	2	5	30	23	8	4	2	33	23
5 GIEVENBECK	46	28	13	7	8	48	29	7	5	3	27	12	6	2	5	21	17
6 SCHERMBECK	45	28	14	3	11	55	51	5	2	7	22	25	9	1	4	33	26
7 MUNSTER II	43	27	11	10	6	49	32	5	4	3	26	13	6	6	3	23	19
8 SIEGEN	43	28	11	10	7	54	38	6	5	3	26	14	5	5	4	28	24
9 SPVGG VREDEN 1921	43	27	13	4	10	44	34	8	3	3	21	9	5	1	7	23	25
10 FINNENTROP/BAMENO	40	28	11	7	10	59	68	8	3	4	41	33	3	4	6	18	35
11 ENNEPETAL	34	28	9	7	12	39	54	4	3	7	21	32	5	4	5	18	22
12 W. RHYERN	31	28	8	7	13	39	52	5	3	6	20	24	3	4	7	19	28
13 EINTRACHT RHEINE	29	28	7	8	13	40	62	5	4	5	21	21	2	4	8	19	41
14 TUS BOVINGHAUSEN	26	28	8	2	18	32	70	6	1	7	19	31	2	1	11	13	39
15 TSV VICTORIA CLARHOF	25	28	7	4	17	35	54	5	2	7	19	25	2	2	10	16	29
16 WATTENSCHIED	24	27	7	3	17	35	66	4	1	8	16	24	3	2	9	19	32
17 SPROCKHOVEL	21	28	5	6	17	40	61	1	5	8	23	34	4	1	9	17	27
18 BRUNNINGHAUSEN	21	27	4	9	14	34	58	2	6	6	25	30	2	3	8	9	28

Germania V Div. Girone D

	TOTALE				CASA				FUORI								
	Pt	Pg	V	P	S	Gf	Gs	V	P	S	Gf	Gs	V	P	S	Gf	Gs
1 PLAUEN	56	23	18	2	3	47	13	11	0	1	28	4	7	2	2	19	9
2 BISCHOFSWERDAER	55	23	16	7	0	54	23	10	2	0	30	7	6	5	0	24	16
3 HALBERSTADT	47	23	14	5	4	55	30	8	3	1	36	17	6	2	3	19	13
4 MAGDEBURG II	42	23	13	3	7	53	33	6	3	3	29	17	7	0	4	24	16
5 AUERBACH	39	23	12	3	8	44	30	4	2	5	20	17	8	1	3	24	13
6 KRIESCHOW	36	23	11	3	9	45	36	7	0	4	23	15	4	3	5	22	21
7 SANDERSDORF	36	23	11	3	9	38	30	6	1	4	15	11	5	2	5	23	19
8 SC FREITAL	30	23															

Germania V Div. Girone H

	TOTALE																	CASA							FUORI						
	Pt	Pg	V	P	S	Gf	Gs	V	P	S	Gf	Gs	V	P	S	Gf	Gs	V	P	S	Gf	Gs									
1 HOHKEPPEL	53	24	16	5	3	69	20	9	3	1	45	13	7	2	2	24	7	7	2	25	10	7									
2 BONNER	46	24	13	7	4	44	17	6	4	2	19	7	7	3	2	25	10	7	2	25	10	7									
3 SPVg FRECHEN 20	45	22	14	3	5	49	24	9	1	1	32	10	5	2	4	17	14	4	4	17	14	4									
4 VFL WIGHTTAL	43	23	13	4	6	57	25	7	1	3	34	12	6	3	3	23	13	6	2	3	23	13									
5 BERGISCH GLADBACH	40	23	12	4	7	34	28	6	2	3	17	14	6	2	4	17	14	4	4	17	14	4									
6 SIEGBURGER SV	33	23	9	6	8	37	34	4	4	3	17	15	5	2	5	20	19	4	4	17	14	4									
7 KONIGSDORF	32	23	8	7	35	34	7	4	1	24	12	1	4	6	11	22	19	4	4	17	14	4									
8 FORTUNA KOLN II	31	23	8	7	8	38	34	3	4	4	13	15	5	3	4	25	19	4	4	17	14	4									
9 HENNEF 05	29	24	9	2	13	35	50	4	1	8	16	29	5	1	5	19	21	4	4	17	14	4									
10 HURTH	28	23	7	7	9	27	39	3	3	6	15	26	4	4	3	12	13	4	4	17	14	4									
11 BORUSSIA FREIALDEN	26	24	5	11	8	32	37	2	5	5	12	21	3	6	3	20	16	4	4	17	14	4									
12 SPVg PORZ	25	23	8	1	14	27	52	6	1	5	18	18	2	0	9	9	34	4	4	17	14	4									
13 FC UNION SCHAFFHAUSEN	22	26	4	4	12	21	44	3	0	6	7	19	3	4	6	14	25	4	4	17	14	4									
14 VV BONN-ENDERICH 1908	24	4	4	4	2	23	49	3	3	6	14	22	1	1	1	10	9	27	4	4	17	14									
15 FC GERMANIA TEVERNHEIM	23	4	3	16	28	69	1	2	9	12	28	3	1	7	16	41	15	4	4	17	14	4									
16 GIESCH-PAFFENDORF	0	0	0	0	0	0	0	0	0	0	0	0	0	0	0	0	0	0	0	0	0	0									

Germania V Div. Girone I

	TOTALE																	CASA							FUORI						
	Pt	Pg	V	P	S	Gf	Gs	V	P	S	Gf	Gs	V	P	S	Gf	Gs	V	P	S	Gf	Gs									
1 EMDEN	59	24	19	2	3	63	22	11	1	0	36	11	8	1	3	27	11	11	4	3	27	11									
2 BERSENBRUCK	50	27	15	5	7	64	41	9	2	3	32	18	6	3	4	32	23	15	4	3	27	11									
3 DELMENHORST	50	27	16	2	9	52	35	11	1	3	34	17	5	1	6	18	10	11	4	3	27	11									
4 HILDESHEIM	49	26	14	7	5	49	33	5	6	1	21	11	9	1	4	28	22	15	4	3	27	11									
5 EGESTORF/LANGREDE	47	26	14	5	7	44	30	10	2	2	25	14	4	3	5	19	16	15	4	3	27	11									
6 VORSFELDE	46	27	13	7	7	44	38	8	4	3	27	17	5	3	4	17	21	15	4	3	27	11									
7 USI LUPO MARTINI	45	28	13	6	9	48	41	9	2	2	24	9	4	4	7	24	32	15	4	3	27	11									
8 SV MEPPEN II	39	28	11	6	11	40	46	8	3	3	26	20	3	3	8	14	26	15	4	3	27	11									
9 SW REHDEN	38	24	12	9	10	35	30	7	0	3	19	10	5	2	7	16	20	15	4	3	27	11									
10 HEESLINGER SC	36	25	9	7	40	36	5	4	2	21	15	4	5	5	19	21	15	4	3	27	11										
OLDENBURG	36	28	10	6	12	46	49	5	4	5	24	20	5	2	7	22	29	15	4	3	27	11									
12 SCHONINGEN 2011	30	27	8	6	13	45	61	4	4	5	20	20	4	2	8	25	41	15	4	3	27	11									
13 ROTENBURGER	26	24	7	5	12	29	38	6	1	4	18	14	1	4	8	11	24	15	4	3	27	11									
14 RAMLINGEN-EHLERS.	24	26	5	9	12	37	55	4	4	6	23	33	1	5	6	14	22	15	4	3	27	11									
15 AR. HANNOVER	23	25	6	5	14	35	49	3	2	8	19	29	3	3	6	16	20	15	4	3	27	11									
16 EINTRACHT CELLE	22	25	5	7	13	40	56	5	2	7	27	32	0	5	6	13	24	15	4	3	27	11									
17 BORNREIHE	20	25	4	8	13	29	49	2	5	5	17	20	2	3	8	12	29	15	4	3	27	11									
18 STK EILVESE	12	26	3	3	20	25	56	2	3	8	17	25	1	0	12	8	31	15	4	3	27	11									

Germania V Div. Girone J

	TOTALE																	CASA							FUORI						
	Pt	Pg	V	P	S	Gf	Gs	V	P	S	Gf	Gs	V	P	S	Gf	Gs	V	P	S	Gf	Gs									
1 TODESFELDE	57	23	18	3	2	70	16	10	2	0	51	9	8	1	2	19	7	11	4	3	27	11									
2 EICHEDE	51	24	16	6	2	55	19	8	3	0	24	10	8	3	2	31	9	11	4	3	27	11									
3 UNION NEUMUNSTER	50	23	15	5	3	70	33	8	3	1	37	13	7	2	2	33	20	11	4	3	27	11									
4 TSB FLENSBURG	45	23	13	6	4	55	29	8	2	1	29	10	5	2	3	26	19	11	4	3	27	11									
5 PREUSSEN 09 REINFEL.	43	23	11	5	7	44	34	5	3	3	21	19	6	2	4	23	15	11	4	3	27	11									
6 ECKERNFORDER	36	23	11	3	9	45	36	6	2	3	22	16	5	1	6	23	20	11	4	3	27	11									
7 HEIDER SV	36	24	10	6	8	51	45	5	3	4	24	22	5	3	4	27	23	11	4	3	27	11									
8 NEUMUNSTER	29	25	8	5	12	36	43	5	4	3	23	17	3	1	9	13	26	11	4	3	27	11									
9 OLDENBURGER SV	29	25	7	8	10	48	56	2	5	6	19	32	5	3	4	29	24	11	4	3	27	11									
10 TSV NORDMARK SATRUP	23	23	7	4	12	39	52	4	1	6	18	19	3	3	6	21	33	11	4	3	27	11									
MTSV HOHENWESTEDT	25	22	7	4	11	28	54	4	1	4	12	21	3	3	7	16	33	11	4	3	27	11									
12 LUBECK II	24	25	6	6	13	46	62	4	3	6	25	27	2	3	7	21	35	11	4	3	27	11									
13 INTER TURKSPOK KIEL	23	25	6	5	14	51	64	5	3	6	34	37	1	2	8	17	27	11	4	3	27	11									
14 DORNBREITE	23	24	6	5	13	26	53	5	3	5	15	26	1	2	8	11	27	11	4	3	27	11									
15 BORDES HOLM	21	25	6	3	16	34	75	3	0	10	14	39	3	3	6	20	36	11	4	3	27	11									
16 WEICHE FLENSBURG	16	25	3	8	14	34	61	2	3	8	13	34	1	5	6	21	27	11	4	3	27	11									

Germania V Div. Girone K

	TOTALE																	CASA							FUORI						
	Pt	Pg	V	P	S	Gf	Gs	V	P	S	Gf	Gs	V	P	S	Gf	Gs	V	P	S	Gf	Gs									
1 ENTRACHT TRIER	85	31	28	1	2	97	25	14	1	1	49	8	14	0	1	48	17	21	4	3	27	11									
2 PIRMASENS	62	31	19	5	7	74	32	12	1	3	41	11	7	4	4	33	21	21	4	3	27	11									
3 GONSEHEIM	61	31	19	4	8	77	40	11	2	4	44	22	8	2	4	33	18	21	4	3	27	11									
4 SV AUERSMACHER	58	31	18	4	9	61	46	12	0	4	35	22	6	4	5	26	24	21	4	3	27	11									
5 WORMATIA	56	31	16	8	7	63	39	10	3	2	33	16	6	5	5	30	23	21	4	3	27	11									
6 ROT-WEISS KOBLENZ	48	31	15	3	13	54	50	8	2	5	28	23	7	1	8	26	27	21	4	3	27	11									
7 KAISERSLAUTERN II	47	31	13	8	10	64	55	4	6	5	27	29	9	2	5	37	26	21	4	3	27	11									
8 MORLAUTERN	47	31	13	8	10	53	58	8	4	3	31	27	5	4	7	22	31	21	4	3	27	11									
9 KARBACH	47	31	15	2	14	61	69	10	0	6	34	30	5	0	8	27	39	21	4	3	27	11									
10 DIEFFLEN	46	31	15	1	15	60	66	10	1	5	37	34	5	0	10	23	32	21	4	3	27	11									
11 ENGERS	45	31	13	6	12	61	61	7	3	5	31	23	6	3	7	30	30	21	4	3	27	11									
12 AR.LUDWIGSHAFEN	41	31	12	5	14	50	67	6	3	7	25	29	6	2	7	25	38	21	4	3	27	11									
13 MECHTERSHEIM	36	31	9	9	13	46	46	7	3	5	31	22	2	6	8	15	24	21	4	3	27	11									
14 DUDENHOFEN	36	31	9	9	13	48	52	6	4	5	27	22	3	5	8	21	30	21	4	3	27	11									
15 FC COSMOS KOBLENZ	33	31	9	6	16	52	62	4	4	7	26	28	5	2	9	26	34	21	4	3	27	11									
16 WALDAGESHEIM	33	31	8	9	14	33	55	5	7	3	19	20	3	2	11	14	34	21	4	3	27	11									
17 VFR BAUMHOLTER 1882	28	31	7	7	17	48	69	4	4	7	29	35	3	3	10	19	34	21	4	3	27	11									
18 PFEDDERSHEIM	27	31	8	3	20	44	76	7	2	7	28	27	1	1	13	16	49	21	4	3	27	11									
19 SPVGG QUIERSCHIED	22	31	5	7	19	29	68	4	3	8	16	27	1	4	11	13	41	21	4	3	27	11									
20 FC BITBURG 1919	17	31	4	5	22	40	89	3	2																						

	Giamaica																
	TOTALE				CASA				FUORI								
	Pt	Pg	V	P	S	Gf	Gs	V	P	S	Gf	Gs	V	P	S	Gf	Gs
1 MOUNT PLEASANT	59	26	18	5	3	37	15	9	3	1	17	5	9	2	2	20	10
2 CAVALIERS	54	26	16	6	4	48	17	9	3	1	24	5	7	3	3	24	12
3 TIVOLI GARDENS	51	26	15	6	5	51	23	7	3	3	21	11	8	3	2	30	12
4 PORTMORE UNITED	49	26	13	10	3	37	16	7	5	1	17	5	6	5	2	11	11
5 ARNETT GARDENS	49	26	14	7	5	44	24	8	3	1	25	9	6	4	4	19	15
6 WATERHOUSE	43	26	12	7	7	38	22	6	3	4	16	8	6	4	3	22	14
7 MONTEGO BAY	43	26	12	7	7	39	29	8	3	3	24	15	4	4	4	15	14
8 DUNBEHOLDEN	37	26	10	7	9	34	33	6	2	5	20	19	4	5	4	14	14
9 VERE UNITED	27	26	7	6	13	27	36	2	4	7	13	17	5	2	6	14	19
10 HUMBLE LIONS	25	26	7	4	15	30	47	4	2	7	19	23	3	2	8	11	24
11 MOLYNES	23	26	5	8	13	29	55	2	4	7	16	32	3	4	6	13	23
12 HARBOUR VIEW	22	26	5	7	14	32	39	2	4	7	14	21	3	3	7	18	18
13 TREASURE BEACH FC	13	26	3	4	19	17	52	1	2	10	8	32	2	2	9	9	20
14 LIME HALL ACADEMY FC	7	26	1	4	21	14	69	1	3	9	9	32	0	1	12	5	37

	Giordania																
	TOTALE				CASA				FUORI								
	Pt	Pg	V	P	S	Gf	Gs	V	P	S	Gf	Gs	V	P	S	Gf	Gs
1 AL HUSSEIN	44	16	14	2	0	33	3	8	0	0	17	2	6	2	0	16	1
2 AL FAISALY	39	16	12	3	1	38	9	5	3	0	17	4	7	0	1	21	5
3 AL WEHDAT	32	16	9	5	2	23	11	6	2	0	14	5	3	3	2	9	6
4 RAMTHA	25	16	8	1	7	21	19	5	0	3	11	9	3	1	4	10	10
5 AL AQABA	22	16	5	7	4	18	24	2	3	3	12	19	3	4	1	6	5
6 MAAN	17	16	4	5	7	16	24	3	4	2	12	12	1	1	5	4	12
7 AL SALT	16	16	5	1	10	12	21	3	0	5	6	12	2	1	5	6	9
JORDAN YOUTH CLUB	16	16	5	1	10	12	24	3	1	4	7	7	2	0	6	5	17
9 MOGHAYER AL SARHANIS	16	4	3	9	18	26	2	0	6	5	11	12	2	3	3	13	15
10 AL-AHLY AMMAN	14	16	3	5	8	12	19	1	4	3	8	10	2	1	5	4	9
11 SAHAB	12	16	2	6	8	14	28	2	2	4	5	13	0	4	4	9	15
12 AL-JALIL	12	16	1	9	6	9	18	0	5	2	3	5	1	4	4	6	13

	Giappone A																
	TOTALE				CASA				FUORI								
	Pt	Pg	V	P	S	Gf	Gs	V	P	S	Gf	Gs	V	P	S	Gf	Gs
1 VISSEL KOBE	71	34	21	8	5	60	29	11	4	2	31	14	10	4	3	29	15
2 YOKOHAMA MAR.	64	34	19	7	8	63	40	11	4	2	36	15	8	3	6	27	25
3 HIROSHIMA	58	34	17	7	10	42	28	10	4	3	26	13	7	3	7	16	15
4 URAWA RED D.	57	34	15	12	7	42	27	8	6	3	25	15	7	6	4	17	12
5 KASHIMA A.	52	34	14	10	10	43	34	8	5	4	23	15	6	5	6	20	19
6 NAGOYA GRAMPIUS	52	34	14	10	10	41	36	8	9	0	23	13	6	1	10	18	23
7 AVISPA FUKUOKA	51	34	15	6	13	37	43	8	3	6	15	18	7	3	7	22	25
8 KAWASAKI	50	34	14	8	12	51	45	7	5	5	29	21	7	3	7	22	24
9 CEREZO OSAKA	49	34	15	4	15	39	34	9	1	7	22	16	6	3	8	17	18
10 NIIGATA	45	34	11	12	11	36	40	6	6	5	21	22	5	6	6	15	18
11 TOKYO	43	34	12	7	15	42	46	9	2	6	31	24	3	5	9	11	22
12 CONSADO SAPPORO	40	34	10	10	14	56	61	5	3	9	25	26	5	7	5	31	35
13 KYOTO SANGA	40	34	12	4	18	40	45	8	0	9	19	19	4	4	9	21	26
14 SAGAN TOSU	38	34	9	11	14	43	47	5	4	8	18	26	4	7	6	25	21
15 SHONAN	34	34	8	10	16	40	56	3	5	9	18	31	5	5	7	22	25
16 GAMBA OSAKA	34	34	9	7	18	38	61	6	4	7	22	22	3	3	11	16	39
17 KASHIWA R.	33	34	6	15	13	33	47	2	10	5	18	25	4	5	8	15	22
18 YOKOHAMA	29	34	7	8	19	31	58	5	3	9	16	24	2	5	10	15	34

	Giappone B																
	TOTALE				CASA				FUORI								
	Pt	Pg	V	P	S	Gf	Gs	V	P	S	Gf	Gs	V	P	S	Gf	Gs
1 MACHIDA ZELVIA	87	42	26	9	7	79	35	13	4	4	41	22	13	5	3	38	13
2 JUBILO IWATA	75	42	21	12	9	74	44	10	8	3	43	25	11	4	6	31	19
3 TOKYO VERDY	75	42	21	12	9	57	31	8	7	6	22	18	13	5	3	35	13
4 SHIMIZU S PULSE	74	42	20	14	8	78	34	12	6	3	42	16	8	8	5	36	18
5 MONTEIDO YAM.	67	42	21	4	17	64	54	13	2	6	38	21	8	2	11	26	33
6 JEF UTD CHIBA	67	42	19	10	13	61	53	12	5	4	30	21	7	5	9	31	32
7 VVAREN NAGASAKI	65	42	18	11	13	70	56	11	4	6	41	28	7	7	7	29	28
8 KOFU	64	42	18	10	14	60	50	11	4	6	31	21	7	6	8	29	29
9 OITA	62	42	17	11	14	54	56	11	3	7	30	27	6	8	7	24	29
10 OKAYAMA	58	42	13	19	10	49	49	8	7	6	26	26	5	12	4	23	23
11 THESPAKUSATSU	57	42	14	15	13	44	44	8	10	3	18	12	6	5	10	26	32
12 FUJIEDA	52	42	14	10	18	61	72	7	5	9	29	34	7	5	9	32	38
13 BLAUBLITZ	51	42	12	15	15	37	44	3	11	7	14	19	9	4	8	23	33
14 KUMAMOTO	49	42	13	10	19	52	53	6	3	12	23	30	7	7	7	29	23
15 TOKUSHIMA V.	49	42	10	19	13	43	53	5	8	8	18	25	5	11	5	25	28
16 VEGALTA SENDAI	48	42	12	12	18	48	61	6	6	9	22	29	6	6	9	26	32
17 MITO HOLLYHOCK	47	42	11	14	17	49	66	5	8	8	30	36	6	6	9	19	30
18 IWAKI FC	47	42	12	11	19	45	69	6	4	11	20	35	6	7	8	25	34
19 TOCHIGI	44	42	10	14	18	39	47	7	9	5	29	22	3	5	13	10	25
20 RENOFU YAM.	44	42	10	14	18	37	67	6	8	7	24	34	4	6	11	13	33
21 OMIYA ARDJIA	39	42	11	6	25	37	71	7	3	11	20	34	4	3	14	17	37
22 ZWEIGEN KAN.	35	42	9	8	25	41	70	6	5	10	25	28	3	3	15	16	42

	Giappone III Div.																
	TOTALE				CASA				FUORI								
	Pt	Pg	V	P	S	Gf	Gs	V	P	S	Gf	Gs	V	P	S	Gf	Gs
1 EHIME	73	38	21	10	7	59	48	12	3	4	30	25	9	7	3	29	23
2 KAGOSHIMA UTD	62	38	18	8	12	58	41	10	4	5	32	19	8	4	7	26	22
3 KATALLER TOYAMA	62	38	19	5	14	59	48	10	4	5	30	23	9	1	9	29	25
4 IMABARI	59	38	16	11	11	54	42	10	4	5	28	18	6	7	6	26	24
5 NARA	57	38	15	12	11	45	32	5	6	8	16	20	10	6	3	29	12
6 GAINARE T	56	38	14	14	10	57	52	5	8	6	29	29	9	6	4	28	23
7 VANRAURE HACHNOH	56	38	15	11	12	49	47	5	8	6	22	10	6	3	6	27	25
8 GIFU	54	38	14	12	12	44	35	8	6	5	22	17	6	6	7	22	18
9 MATSUMOTO YAMAGA	54	38	15	9	14	51	47	7	5	7	25	25	8	4	7	26	22
10 GRULLA MORIOKA	54	38	15	9	14	48	49	6	6	7	19	26	9	3	7	29	23
11 FC OSAKA	53	38	14	11	13	41	38	6	6	7	20	19	8	5	6	21	19
12 YOKOHAMA	52	38	14	10	14	48	50	8	5	6	27	26	6	5	8	21	24
13 A.C. NUMAZU	51	38	15	6	17	48	48	8	2	9	27	21	7	4	8	21	27
14 NAGANO PARCEIRO	50	38	13	11	14	52	60	6	5	8	27	34	7	6	6	25	26
15 FUKUSHIMA UTD	47	38	12	11	15	37	42	3	6	10	11	23	9	5	5	26	19
16 KAMATAMARE S.	44	38	11	11	16	29	45	8	5	6	17	17	3	6	10	12	28
17 RYUKYU	43	38	12	7	19	43	61	7	2	10	24	32	5	5	9	19	29
18 SAGAMIHARA	41	38	9	14	15	44	48	6	7	6	21	20	3	7	9	23	28
19 TEGEVAJARO MIYAZAKI	39	38	9	12	17	31	52	5	4	10	15	29	4	8	7	16	23
20 GIRAV. KITAKYUSHU	31	38	7	10													

Il gioco può causare dipendenza
 Consulta la probabilità di vincita su www.adm.gov.it
 E' vietato il gioco ai minori di anni 18

Guatemala

	TOTALE												CASA					FUORI				
	Pt	Pg	V	P	S	Gf	Gs	V	P	S	Gf	Gs	V	P	S	Gf	Gs					
1 DEPORTIVO ACHUAPA	30	16	9	3	4	27	23	6	1	1	15	8	3	2	3	12	15					
2 MUNICIPAL	28	16	8	4	4	27	17	4	1	3	13	9	4	3	1	14	8					
3 ANTIGUA	28	16	8	4	4	24	19	5	2	1	15	9	3	2	3	9	10					
4 COMUNICACIONES	26	16	7	5	4	27	20	5	3	0	17	7	2	2	4	10	13					
5 MALACATECO	24	16	7	3	6	24	24	5	2	1	15	7	2	1	5	9	17					
6 DEP. GUASTATOYA	23	16	7	2	7	21	16	4	2	2	13	7	3	0	5	8	9					
7 ZACAPA	22	16	7	1	8	22	20	5	0	3	15	8	2	1	5	7	12					
8 XELAJU	19	16	5	4	7	10	13	5	2	1	9	4	0	2	6	1	9					
9 DEPORTIVO MIXCO	19	16	5	4	7	15	20	5	1	2	9	5	0	3	5	6	15					
10 COBAN IMPERIAL	18	16	4	6	6	19	25	4	3	1	13	10	0	3	5	6	15					
11 HUEHUETECO XINA	16	16	3	7	6	18	25	2	4	2	12	12	1	3	4	6	13					
12 DEPORTIVO COATEPEQUE	16	2	5	9	12	24	2	3	3	8	6	0	2	6	4	18						

Hong Kong

	TOTALE												CASA					FUORI				
	Pt	Pg	V	P	S	Gf	Gs	V	P	S	Gf	Gs	V	P	S	Gf	Gs					
1 KITCHEE	38	15	12	2	1	48	10	7	2	0	33	2	5	0	1	15	8					
2 LEE MAN	36	14	11	3	0	44	13	7	2	0	28	8	4	1	0	16	5					
3 TAI PO	31	13	10	1	2	28	8	6	0	1	19	3	4	1	1	9	5					
4 EASTERN	31	15	9	4	2	29	9	6	1	1	16	5	3	3	1	13	4					
5 SOUTHERN DISTRICT	30	15	9	3	3	36	13	4	2	0	14	5	1	3	2	2	8					
6 GOLIK NORTH DISTRICT	15	14	4	3	7	23	32	2	1	3	10	11	3	2	4	13	21					
7 RANGERS	15	16	5	0	11	33	30	2	0	5	15	17	3	0	6	18	13					
8 HONG KONG	14	13	4	2	7	15	33	2	0	5	7	19	2	2	2	8	14					
9 SHAM SHUI PO SA	7	14	2	1	11	14	41	1	1	6	7	17	1	0	5	7	24					
10 HK U23 FOOTBALL	6	15	1	3	11	9	50	1	1	5	6	22	0	2	6	3	28					
11 RESOURCES CAPITAL	5	16	1	2	13	10	50	0	2	5	4	21	1	0	8	6	29					

India B

	TOTALE												CASA					FUORI				
	Pt	Pg	V	P	S	Gf	Gs	V	P	S	Gf	Gs	V	P	S	Gf	Gs					
1 MOHAMMEDAN	52	24	15	7	2	44	22	7	3	2	27	16	8	4	0	17	6					
2 SREENIDI DECCAN	48	24	14	6	4	54	26	7	2	3	30	16	7	4	1	24	10					
3 GOKULAM	42	24	12	6	6	55	34	5	4	3	30	18	7	2	3	25	16					
4 INTER KASHI FC	41	24	11	8	5	47	41	6	4	2	28	20	5	4	3	19	21					
5 REAL KASHMIR	40	24	11	7	6	36	19	6	4	2	19	9	5	3	4	17	10					
6 DELHI FC	35	24	11	2	11	44	40	5	1	6	19	20	6	1	5	25	20					
7 CHURCHILL	33	24	9	6	9	40	31	6	2	4	25	11	3	4	5	15	20					
8 SHILLONG LAJONG FC	31	24	8	7	9	36	37	5	4	3	21	17	3	3	6	15	20					
9 NAMDHARI	27	24	7	6	11	29	40	4	3	5	14	16	3	3	6	15	20					
10 AIZAWL	25	22	6	7	9	36	35	2	4	4	12	15	4	3	5	24	20					
11 RAJASTHAN UNITED	25	24	6	7	11	40	63	4	4	4	24	24	2	3	7	16	39					
12 NEROCA	14	23	4	2	17	26	61	2	1	9	12	28	2	1	8	14	33					
13 TRAU	13	23	4	1	18	26	64	3	0	9	14	28	1	1	9	12	36					

India Supercoppa Girone B

	TOTALE												CASA					FUORI				
	Pt	Pg	V	P	S	Gf	Gs	V	P	S	Gf	Gs	V	P	S	Gf	Gs					
1 JAMSHEDPUR	9	3	3	0	0	7	3	1	0	0	2	0	2	0	0	5	3					
2 NORTHEAST UTD	6	3	2	0	1	7	4	1	0	1	3	3	1	0	0	4	1					
3 KERALA BLASTERS	3	3	1	0	2	6	8	1	0	2	6	8	0	0	0	0	0					
4 SHILLONG LAJONG FC	0	3	0	0	3	2	7	0	0	0	0	0	0	0	3	2	7					

India Supercoppa Girone C

	TOTALE												CASA					FUORI				
	Pt	Pg	V	P	S	Gf	Gs	V	P	S	Gf	Gs	V	P	S	Gf	Gs					
1 MUMBAI CITY	9	3	3	0	0	6	3	3	0	0	6	3	0	0	0	0	0					
2 CHENNAIYIN	4	3	1	1	1	3	2	1	1	0	3	1	0	0	1	0	1					
3 PUNJAB	2	3	0	2	1	3	4	0	1	0	0	0	0	1	1	3	4					
4 GOKULAM	1	3	0	1	2	1	4	0	0	0	0	0	0	1	2	1	4					

India Supercoppa Girone D

	TOTALE												CASA					FUORI				
	Pt	Pg	V	P	S	Gf	Gs	V	P	S	Gf	Gs	V	P	S	Gf	Gs					
1 ODISHA	9	3	3	0	0	7	2	2	0	0	4	0	1	0	0	3	2					
2 GOA	6	3	2	0	1	5	4	2	0	1	5	4	0	0	0	0	0					
3 BENGALURU	1	3	0	1	2	1	3	0	1	0	1	1	0	0	2	0	2					
4 INTER KASHI FC	1	3	0	1	2	2	6	0	0	0	0	0	0	1	2	2	6					

Indonesia

	TOTALE												CASA					FUORI				
	Pt	Pg	V	P	S	Gf	Gs	V	P	S	Gf	Gs	V	P	S	Gf	Gs					
1 BORNEO SAMARINDA	70	31	21	7	3	50	25	13	2	1	32	14	8	5	2	18	11					
2 PERSIB	56	31	14	14	3	60	35	6	8	1	26	13	8	6	2	34	22					
3 BALI UNITED	52	31	15	7	9	49	38	11	2	3	30	16	4	5	6	19	22					
4 MADURA UNITED	50	31	14	8	9	54	43	8	3	4	28	21	6	5	5	26	22					
5 PSIS SEMARANG	47	31	13	8	10	43	38	10	3	2	25	12	3	5	8	18	26					
6 DEWA UNITED	47	31	12	11	8	52	43	7	6	2	29	19	5	5	6	23	24					
7 PERSIK KEDIRI	46	31	13	7	11	52	48	9	4	2	35	15	4	3	9	17	33					
8 PERSIS SOLO	44	31	12	8	11	46	44	10	3	2	28	17	2	5	9	18	27					
9 BARTO PUTERA	42	31	10	12	9	44	38	9	5	1	25	11	1	7	8	19	27					
10 PERSIJA	41	31	10	11	10	44	38	7	7	2	26	13	3	4	8	18	25					
11 MAKASSAR	41	31	10	11	10	39	32	8	4	4	28	16	2	7	6	11	16					
12 PERSEBAYA	39	31	9	12	10	30	40	6	6	3	19	17	3	6	7	11	23					
13 PSS SLEMAN	35	31	8	11	12	42	46	4	8	3	24	21	4	3	9	18	25					
14 RANS NUSANTARA	35	31	8	11	12	33	46	4	7	5	15	18	4	4	7	18	28					
15 PERSITA	32	31	8	8	15	37	59	7	4	5	26	22	1	4	10	11	37					
16 AREMA	31	31	8	7	16	37	57	5	4	7	17	24	3	3	9	20	33					
17 BHAYANGKARA	23	31	4	11	16	36	53	3	4	9	25	28	1	7	11	25						
18 PERSIKABO	20	31	4	8	19	40	65	2	6	8	22	31	2	2	11	18	34					

ilterra Football League Trophy Girone A

	TOTALE												CASA					FUORI				
	Pt	Pg	V	P	S	Gf	Gs	V	P	S	Gf	Gs	V	P	S	Gf	Gs					
1 BLACKPOOL	9	3	3	0	0	9	3	2	0	0	7	3	1	0	0	2	0					
2 LIVERPOOL	3	3	1	0	2	6	7	0	0	0	0	1	0	2	6	7						
3 MORECAMBE	3	3	1	0	2	4	6	1	0	1	3	4	0	0	1	1	2					
4 BARROW	3	3	1	0	2	3	6	1	0	1	2	3	0	0	1	1	3					

ilterra Football League Trophy Girone B

	TOTALE												CASA					FUORI				
	Pt	Pg	V	P	S	Gf	Gs	V	P	S	Gf	Gs	V	P	S	Gf	Gs					
1 WREXHAM	9	3	3	0	0	6	1	2	0	0	3	1	1	0	0	3	0					
2 PORT VALE	5	3	1	1	1	3	3	1	1	0	2	1	0	0	1	1	2					
3 CREWE	3	3	1	0	2	2	5	1	0	1	2	4	0	0	1	0	1					
4 NEWCASTLE	1	3	0	1	2	2	4	0	0	0	0	0	0	1	2	2	4					

ilterra Football League Trophy Girone C

	TOTALE												CASA					FUORI				
	Pt	Pg	V	P	S	Gf	Gs	V	P	S	Gf	Gs	V	P	S	Gf	Gs					
1 ACCR. STANLEY	6	3	2	0	1	7	5	1	0	1	2	2	1	0	0	5	3					
2 NOTTINGHAM	6	3	2	0	1	5	3	0	0	0	0	0	2	0	1	5	3					
3 CARLISLE	3	3	1	0	2	2	3	1	0	1	2	2	0	0	1	0	1					
4 HARROGATE	3	3	1	0	2	5	8	1	0	1	5	6	0	0	1	0	2					

ilterra Football League Trophy Girone D

	TOTALE												CASA					FUORI				
	Pt	Pg	V	P	S	Gf	Gs	V	P	S	Gf	Gs	V	P	S	Gf	Gs					
1 WIGAN	7	3	1	2	0	10	4	1	1	0	10	4	0	1	0	0						

Il gioco può causare dipendenza
Consulta la probabilità di vincita su www.adm.gov.it
E' vietato il gioco ai minori di anni 18

Inghilterra Football League Trophy Girone

Pt	Pq	V	TOTALE				CASA				FUORI									
			P	S	Gf	Gs	V	P	S	Gf	Gs	V	P	S	Gf	Gs				
1	PETERBOROUGH	6	3	2	0	1	5	2	2	0	0	5	1	0	0	1	0	1	0	1
2	COLCHESTER	6	3	2	0	1	3	6	1	0	1	1	5	1	0	0	0	2	1	1
3	TOTTENHAM	3	3	1	0	2	7	7	0	0	0	0	1	0	2	7	7	0	0	0
4	CAMBRIDGE UTD	3	3	1	0	2	5	5	1	0	1	5	3	0	0	1	0	2	0	2

Inghilterra Football League Trophy Girone

Pt	Pq	V	TOTALE				CASA				FUORI									
			P	S	Gf	Gs	V	P	S	Gf	Gs	V	P	S	Gf	Gs				
1	PORTSMOUTH	8	3	2	1	0	10	5	1	1	0	8	4	1	0	0	2	1	0	2
2	FULHAM	5	3	1	2	0	6	5	0	0	0	0	1	2	0	6	5	0	0	6
3	GILLINGHAM	3	3	1	0	2	3	7	1	0	1	2	2	0	0	1	1	5	0	1
4	LEYTON ORIENT	2	3	0	1	2	4	6	0	1	1	3	4	0	0	1	1	2	0	2

Inghilterra Football League Trophy Girone

Pt	Pq	V	TOTALE				CASA				FUORI									
			P	S	Gf	Gs	V	P	S	Gf	Gs	V	P	S	Gf	Gs				
1	MK DONS	9	3	3	0	0	8	3	2	0	0	7	3	1	0	0	1	0	0	1
2	OXFORD UTD	6	3	2	0	1	8	2	1	0	1	5	1	1	0	0	3	1	0	3
3	CHELSEA	2	3	0	1	2	3	11	0	0	0	0	0	0	1	2	3	1	1	
4	NORTHAMPTON	1	3	0	1	2	4	5	8	0	1	1	3	5	0	0	1	2	3	

Inghilterra I Div. Premier

Pt	Pq	V	TOTALE				CASA				FUORI									
			P	S	Gf	Gs	V	P	S	Gf	Gs	V	P	S	Gf	Gs				
1	MAN.CITY	73	32	22	7	3	76	32	12	5	0	43	14	10	2	3	33	18	0	0
2	ARSENAL	71	32	22	5	5	75	26	12	2	2	38	15	10	3	3	37	11	0	0
3	LIVERPOOL	71	32	21	8	3	72	31	13	3	1	43	15	8	5	2	29	16	0	0
4	ASTON VILLA	63	33	19	6	8	68	49	11	2	3	40	22	8	4	5	28	27	0	0
5	TOTTENHAM	60	32	18	6	8	65	49	12	0	4	34	21	6	6	4	31	28	0	0
6	NEWCASTLE	50	32	15	5	12	69	52	11	3	3	43	20	4	2	9	26	32	0	0
7	MANCHESTER UTD	50	32	15	5	12	67	48	8	2	5	23	22	7	3	7	24	26	0	0
8	WEST HAM	48	33	13	9	11	52	58	6	7	4	26	25	7	2	7	26	33	0	0
9	CHELSEA	47	31	13	8	10	61	52	8	4	4	35	25	5	4	6	26	27	0	0
10	BRIGHTON	44	32	11	11	10	52	50	7	6	2	28	19	4	5	8	24	31	0	0
11	WOLVERHAMPTON	43	32	12	7	13	46	51	7	3	5	23	23	5	4	8	23	28	0	0
12	FULHAM	42	33	12	6	15	49	51	9	1	6	29	16	3	5	9	20	35	0	0
13	BOURNEMOUTH	42	32	11	9	12	47	57	6	6	5	23	26	5	3	7	24	31	0	0
14	CRYSTAL P.	33	32	8	9	15	37	54	4	4	7	21	24	4	5	8	16	30	0	0
15	BRENTFORD	32	33	8	8	17	47	58	5	6	6	27	30	3	2	11	20	28	0	0
16	EVERTON	27	32	9	8	15	32	48	4	4	7	16	18	5	4	8	16	30	0	0
17	NOTTINGHAM	26	33	7	9	17	42	58	5	5	7	25	25	2	4	10	17	33	0	0
18	LUTON	25	33	6	7	20	46	70	4	3	9	24	27	2	4	11	22	43	0	0
19	BURNLEY	20	33	4	8	21	33	68	2	4	11	17	37	2	4	10	16	31	0	0
20	SHEFFIELD UTD	16	32	3	7	22	30	84	2	4	10	17	47	1	3	12	13	37	0	0

Inghilterra II Div. Champ.

Pt	Pq	V	TOTALE				CASA				FUORI									
			P	S	Gf	Gs	V	P	S	Gf	Gs	V	P	S	Gf	Gs				
1	IPSWICH T.	89	43	26	11	6	85	53	15	6	1	57	32	11	5	5	28	21	0	0
2	LEICESTER	88	42	28	4	10	79	38	15	1	4	40	15	13	3	6	39	23	0	0
3	LEEDS	87	43	26	9	8	76	34	16	5	1	44	14	10	4	7	32	20	0	0
4	SOUTHAMPTON	84	42	25	9	8	84	54	15	3	4	54	28	10	6	4	30	26	0	0
5	W.BROMWICH	72	43	20	12	11	66	42	14	4	4	35	17	6	8	7	31	25	0	0
6	NORWICH	71	43	21	8	14	76	60	15	2	4	40	19	6	6	10	36	41	0	0
7	HULL	65	42	18	11	13	62	54	8	8	6	32	24	10	3	7	30	30	0	0
8	COVENTRY CITY	63	42	17	12	13	66	52	9	8	3	32	20	8	4	10	34	32	0	0
9	MIDDLESBROUGH	63	43	18	9	16	61	56	9	4	8	24	21	9	5	8	37	35	0	0
10	PRESTON	63	43	18	9	16	56	60	11	4	7	35	33	7	5	9	21	27	0	0
11	CARDIFF	59	43	18	5	20	48	60	9	3	9	24	27	9	2	11	24	33	0	0
12	BRISTOL CITY	58	43	16	10	17	50	46	10	4	8	29	21	6	6	9	21	25	0	0
13	SUNDERLAND	56	43	16	8	19	52	50	10	2	9	30	27	6	6	10	22	23	0	0
14	SWANSEA	53	43	14	11	18	53	62	8	5	9	26	27	6	6	9	27	35	0	0
15	WATFORD	52	43	12	16	15	59	58	5	8	3	28	7	8	7	28	30	0	0	
16	MILLWALL	50	43	13	11	19	42	55	8	5	9	21	29	5	6	10	21	26	0	0
17	BLACKBURN	49	43	13	10	20	57	71	6	6	9	26	31	7	4	11	31	40	0	0
18	PLYMOUTH	48	43	12	12	19	58	66	9	5	8	40	35	3	7	11	18	31	0	0
19	QPR	47	43	12	11	20	40	57	5	6	10	23	32	7	5	10	17	25	0	0
20	STOKE	47	43	12	11	20	41	60	6	6	9	17	27	6	5	11	24	33	0	0
21	BIRMINGHAM	45	43	18	9	22	48	64	9	6	7	30	25	3	3	15	18	39	0	0
22	HUDDERSFIELD	44	43	9	17	17	47	70	7	7	8	25	31	3	10	9	22	39	0	0
23	SHEFFIELD W.	44	43	12	8	23	36	67	7	7	8	24	27	5	1	15	12	40	0	0
24	ROTHERHAM	23	43	4	11	28	32	85	4	7	10	19	26	0	4	18	13	59	0	0

Inghilterra Professional League Girone A

Pt	Pq	V	TOTALE				CASA				FUORI									
			P	S	Gf	Gs	V	P	S	Gf	Gs	V	P	S	Gf	Gs				
1	BIRMINGHAM	49	27	13	10	4	54	33	7	5	2	29	19	6	5	2	25	14	0	0
2	SHEFFIELD W.	48	26	14	6	6	53	30	6	4	4	23	20	8	2	2	30	10	0	0
3	SHEFFIELD UTD	45	23	13	6	4	64	26	9	2	4	26	16	4	4	2	18	10	0	0
4	BARNLEY	41	25	13	2	10	52	41	8	1	4	32	19	5	1	6	20	22	0	0
5	FLEETWOOD T RESERV	39	25	12	3	10	41	43	7	1	5	23	22	5	2	5	18	21	0	0
6	BURNLEY	38	24	11	5	8	45	42	6	3	3	22	17	5	2	5	23	25	0	0
7	HULL	36	24	11	3	10	47	48	6	2	6	33	30	5	1	4	14	18	0	0
8	WIGAN	23	25	6	5	14	40	54	4	0	8	20	24	2	5	6	20	30	0	0
9	PETERBOROUGH	22	25	6	4	15	38	60	4	2	7	17	30	2	2	8	21	30	0	0
10	COVENTRY CITY	22	24	6	4	14	34	56	3	3	8	16	30	3	1	6	18	26	0	0
11	CREWE	16	23	4	4	15	32	62	1	4	8	16	31	3	0	7	16	31	0	0

Leagues Cup Girone E

Pt	Pq	V	TOTALE				CASA				FUORI										
			P	S	Gf	Gs	V	P	S	Gf	Gs	V	P	S	Gf	Gs					
1	ORLANDO CITY	5	2	1	0	0	4	3	1	0	0	1	0	0	1	1	1	5	0	0	
2	HOUSTON	3	2	0	1	0	3	3	1	0	0	1	0	0	1	1	1	1	5	0	0
3	SANTOS LAGUNA	1	2	0	1	1	4	5	1	0	0	1	0	0	1	1	1	5	0	0	

Inghilterra III Div. L1

Pt	Pq	V	TOTALE				CASA				FUORI									
			P	S	Gf	Gs	V	P	S	Gf	Gs	V	P	S	Gf	Gs				
1	PORTSMOUTH	94	44	27	13	4	75	39	15	5	2	42	25	12	8	2	33	14	0	0
2	DERBY	86	44	26	8	10	75	37	14	4	4	39	18	12	4	6	36	19	0	0
3	BOLTON	83	44	24	11	9	81	48	14	5	3	50	27	10	6	6	31	21	0	0
4	PETERBOROUGH	80	43	24	8	11	84	56	13	4	5	52	25	11	4	6	32	31	0	0
5	BARNLEY	75	44	21	12	11	79	60	9	6	7	37	32	12	6	4	42	28	0	0
6	OXFORD UTD	73	44	21	10	13	76</													

Il gioco può causare dipendenza
 Consulta la probabilità di vincita su www.adm.gov.it
 E' vietato il gioco ai minori di anni 18

Inghilterra U21 Girone D

	Pt	Pq	TOTALE					CASA					FUORI				
			V	P	S	Gf	Gs	V	P	S	Gf	Gs	V	P	S	Gf	Gs
1 CHELSEA	16	6	5	1	0	20	9	2	1	0	11	5	3	0	0	9	4
2 LEEDS	13	6	4	1	1	15	9	2	0	1	8	5	2	1	0	7	4
3 COLCHESTER	6	6	2	0	4	10	14	1	0	2	5	7	1	0	2	5	7
4 LUTON TOWN	0	6	0	0	6	3	16	0	0	3	1	6	0	0	3	2	10

Inghilterra U21 Girone E

	Pt	Pq	TOTALE					CASA					FUORI				
			V	P	S	Gf	Gs	V	P	S	Gf	Gs	V	P	S	Gf	Gs
1 TOTTENHAM	15	6	5	0	1	10	7	2	0	1	4	5	3	0	0	6	2
2 SUNDERLAND	9	5	3	0	2	7	6	2	0	1	4	3	1	0	1	3	3
3 BRISTOL CITY	6	6	2	0	4	9	9	1	0	2	5	6	1	0	2	4	3
4 PETERBOROUGH	3	5	1	0	4	8	12	0	0	2	1	6	1	0	2	7	6

Inghilterra U21 Girone F

	Pt	Pq	TOTALE					CASA					FUORI				
			V	P	S	Gf	Gs	V	P	S	Gf	Gs	V	P	S	Gf	Gs
1 NOTTINGHAM	13	6	4	1	1	18	5	1	1	1	4	4	3	0	0	14	1
2 FLEETWOOD T RESERVE	8	6	2	2	2	12	10	1	1	1	6	6	1	1	1	6	4
3 NEWCASTLE	6	6	1	3	2	6	9	0	1	2	2	6	1	2	0	4	3
4 HUDDERSFIELD	5	6	1	2	3	5	17	0	1	2	2	12	1	1	1	4	5

Inghilterra U21 Girone G

	Pt	Pq	TOTALE					CASA					FUORI				
			V	P	S	Gf	Gs	V	P	S	Gf	Gs	V	P	S	Gf	Gs
1 FULHAM	11	6	3	2	1	20	4	2	1	0	13	1	1	1	1	7	3
2 LEICESTER	9	6	3	0	3	9	12	2	0	1	7	6	1	1	1	2	6
3 BRENTFORD RESERVE	6	6	1	3	2	10	15	1	1	1	4	8	0	2	1	6	7
4 BURNLEY	6	6	1	3	2	11	19	0	2	1	5	6	1	1	1	6	13

Inghilterra U21 Girone H

	Pt	Pq	TOTALE					CASA					FUORI				
			V	P	S	Gf	Gs	V	P	S	Gf	Gs	V	P	S	Gf	Gs
1 CRYSTAL P.	12	6	4	0	2	16	11	1	0	2	5	8	3	0	0	11	3
2 MIDDLESB.	9	6	3	0	3	12	10	1	0	2	4	8	2	0	1	8	2
3 IPSWICH T.	7	6	2	1	3	8	9	1	1	1	2	1	1	0	2	6	8
4 BIRMINGHAM	7	6	2	1	3	7	13	1	0	2	5	10	1	1	1	2	3

Inghilterra V Div. Confer.

	Pt	Pq	TOTALE					CASA					FUORI				
			V	P	S	Gf	Gs	V	P	S	Gf	Gs	V	P	S	Gf	Gs
1 CHESTERFIELD	95	45	30	5	10	103	63	18	3	1	62	27	12	2	9	41	36
2 BARNET	83	45	25	8	12	87	59	15	4	3	46	22	10	4	9	41	37
3 BROMLEY	81	45	22	15	8	72	47	13	6	4	45	26	9	9	4	27	21
4 ALTRINCHAM	74	45	21	11	13	83	59	13	4	5	53	26	8	7	8	30	33
5 SOLIHULL MOORS	73	45	20	13	12	70	62	9	6	7	33	24	11	7	5	37	38
6 GATESHEAD	72	45	21	9	15	86	63	11	5	6	45	27	10	4	9	41	36
7 ALDERSHOT TOWN	68	45	20	8	17	71	80	12	7	4	43	33	8	1	13	28	47
8 HALIFAX TOWN	67	44	18	13	13	53	48	8	9	5	28	25	10	4	8	25	23
9 SOUTHAND UTD	65	45	21	12	12	69	43	13	3	6	43	19	8	9	6	26	24
10 OLDHAM ATHLETIC	62	44	15	17	12	59	55	6	9	7	31	27	6	8	5	28	28
11 ROCHDALE	59	45	15	14	16	67	63	9	8	6	37	26	6	10	30	37	
12 EASTLEIGH	59	45	16	11	18	73	84	8	6	8	40	42	8	5	10	33	42
13 MAIDENHEAD UTD	58	45	15	13	17	58	64	9	8	6	31	25	6	5	11	27	39
14 HARTLEPOOL	57	45	16	9	20	66	79	11	3	9	34	33	5	6	11	32	46
15 DAG E RED	55	45	14	13	18	66	60	8	2	12	34	31	6	11	6	32	29
16 FYLDE	55	45	15	10	20	74	79	8	7	8	38	38	7	3	12	36	41
17 WEALDSTONE	53	45	14	11	20	57	70	10	6	7	37	33	4	5	13	20	37
18 YORK CITY	53	45	12	17	16	55	68	6	9	8	32	33	6	8	8	23	35
19 EBBSFLEET UTD	53	45	14	11	20	59	74	10	4	9	32	26	4	7	11	27	48
20 WOKING	52	45	14	10	21	46	55	7	5	10	26	29	7	5	11	20	26
21 BOREHAM WOOD	51	45	12	15	18	59	73	7	8	7	31	28	5	7	11	28	45
22 KIDDERMINSTER	46	45	11	13	21	39	55	4	8	11	19	28	7	5	10	20	27
23 DORKING	45	45	12	9	24	51	81	6	4	12	25	36	6	5	12	26	45
24 OXFORD CITY	33	45	8	9	28	54	93	6	4	13	29	39	2	5	15	25	54

Inghilterra VI Div Conf.N/S Girone A

	Pt	Pq	TOTALE					CASA					FUORI				
			V	P	S	Gf	Gs	V	P	S	Gf	Gs	V	P	S	Gf	Gs
1 TAMWORTH	93	45	28	9	8	71	29	16	4	3	43	12	12	5	5	28	17
2 SCUNTHORPE	85	45	25	10	10	82	37	16	4	3	52	15	9	6	7	30	22
3 BRACKLEY TOWN	82	45	24	10	11	60	36	15	4	4	34	15	9	6	7	26	21
4 CHORLEY	80	45	24	8	13	78	49	16	3	4	50	21	8	5	9	28	28
5 ALFRETON TOWN	77	45	22	11	12	75	50	14	6	3	41	17	8	5	9	34	33
6 CURZON ASHTON	74	45	21	11	13	62	49	11	3	9	30	27	10	8	4	32	22
7 BOSTON UTD	72	45	20	12	13	66	46	13	4	6	38	20	7	8	7	28	26
8 SOUTH SHIELDS	71	45	21	8	16	76	53	13	3	6	36	18	8	5	10	40	35
9 SPENNYMOOR	71	45	21	8	16	71	62	12	4	6	39	25	9	4	10	32	37
10 HEREFORD	69	45	20	9	16	62	64	11	6	5	37	28	9	3	11	25	36
11 CHESTER CITY	68	45	18	14	13	58	37	11	5	6	28	13	7	9	7	30	24
12 SCARBOROUGH ATL.	64	45	18	10	17	53	54	11	7	4	34	17	7	3	13	19	37
13 WARRINGTON	63	45	17	12	16	64	60	8	6	9	29	36	9	6	7	35	24
14 BUXTON	62	45	17	11	17	70	61	8	8	7	33	31	9	3	10	37	30
15 PETERBOROUGH SPOR	62	45	16	10	19	54	62	8	5	9	29	34	8	5	10	25	28
16 SOUTHPORT	56	45	16	8	21	54	72	7	4	12	27	36	9	4	9	27	36
17 KINGS LYNN	55	45	13	16	16	54	63	6	8	9	28	35	7	8	7	26	28
18 DARLINGTON FC	55	45	16	7	22	52	72	8	7	8	29	27	8	0	14	23	45
19 RUSHALL	53	45	15	8	22	61	73	8	5	9	37	36	7	3	13	24	37
20 BLYTH SPARTANS	50	45	13	11	21	65	77	7	6	9	39	35	6	5	12	26	42
21 FARSLEY	50	45	12	14	19	38	59	7	7	8	22	26	5	7	11	16	33
22 BANBURY	38	45	10	8	27	38	83	4	5	13	15	33	6	3	14	23	50
23 GLOUCESTER CITY	36	45	9	9	27	48	87	6	4	12	28	42	3	5	15	20	45
24 BISHOP'S STORT.	20	45	6	2	37	35	112	5	0	17	21	49	1	2	20	14	63

Inghilterra VI Div Conf.N/S Girone B

	Pt	Pq	TOTALE					CASA					FUORI				
			V	P	S	Gf	Gs	V	P	S	Gf	Gs	V	P	S	Gf	Gs
1 YEOVIL	92	45	28	8	9	78	47	17	3	3	46	20	11	5	6	32	23
2 CHELMSFORD CITY	83	45	24	11	10	75	42	11	7	5	33	19	13	4	5	42	27
3 WORTHING	81	45	25	6	14	100	70	10	5	7	51	36	15	1	7	49	34
4 BRAINTREE	81	45	23	12	10	62	39	13	6	3	38	14	10	6	7	24	25
5 MAIDSTONE UTD	80	45	23	11	11	67	51	13	6	3	36	18	10	5	8	31	33
6 BATH CITY	73	45	20	13	12	69	49	12	4	7	38	25	8	9	5	31	24
7 HAMPTON & RICHMOND	72	45	20	12	13	60	52	13	6	4	36	21	7	6	9	24	31
8 AVELEY	70	45	20	10	15	66	61	10	5	7	34	28	10	5	8	32	33
9 FARNBOROUGH	69	45	19	12	14	74	66	12	6	5	41	28	7	6	9	33	38
10 SLOUGH TOWN FC	67	45	18	13	14	80	68	10	8	4	38	27	8	5	10	42	41
11 ST. ALBANS CITY	67	45	20	7	18	75	65	10	2	11							

Inghilterra VII Div. Girone C

	TOTALE														CASA														FUORI													
	Pt	Pg	V	P	S	Gf	Gs	V	P	S	Gf	Gs	V	P	S	Gf	Gs	V	P	S	Gf	Gs																				
1 CHESHAM UNITED	90	40	28	6	80	40	17	2	1	45	13	11	4	5	35	27																										
2 GOSPORT	74	40	22	8	10	71	41	11	5	4	35	21	11	3	6	36	20																									
3 SALISBURY	73	40	21	10	9	66	46	14	4	2	38	20	7	6	7	28	26																									
4 AFC TOTTON	72	39	20	12	7	80	45	11	6	3	48	26	9	6	4	32	19																									
5 MERTHYR TOWN	64	40	19	7	14	78	56	9	4	7	40	31	10	3	7	38	25																									
BRACKNELL	64	40	20	4	16	79	67	15	2	3	54	24	5	2	13	25	43																									
7 WALTON AND HERSHAM	61	40	17	10	13	73	65	11	3	6	47	35	6	7	7	26	30																									
HUNGERFORD TOWN	61	40	17	10	13	76	69	10	6	4	39	24	7	4	9	37	45																									
9 DORCHESTER	60	40	17	9	14	65	70	8	4	8	30	34	9	5	6	35	36																									
10 HENDON	54	40	13	15	12	68	64	8	7	5	38	32	5	8	7	30	32																									
WINCHESTER CITY	54	39	14	12	13	62	62	7	7	6	29	29	7	5	7	33	33																									
12 BASINGSTOKE TOWN	50	40	14	8	18	66	81	8	5	7	39	38	6	3	11	27	43																									
13 POOLE TOWN	49	40	15	4	21	68	73	7	3	10	28	35	8	1	11	40	38																									
14 BEACONSFIELD	47	40	13	8	19	62	76	6	3	11	34	42	7	5	8	28	34																									
15 SHOLING	46	40	12	10	18	49	62	4	8	8	21	31	8	2	10	28	31																									
SWINDON	46	40	12	10	18	70	89	7	6	7	37	38	5	4	11	33	51																									
17 HAYES & YEADING	45	39	11	12	16	55	59	6	5	9	28	32	5	7	7	27	27																									
18 PARKWAY	43	37	11	10	16	54	57	8	3	7	33	22	3	7	9	21	35																									
TIVERTON	43	39	11	10	18	59	73	6	7	6	32	30	5	3	12	27	43																									
20 HANWELL TOWN	42	39	10	12	17	59	69	3	6	10	24	35	7	6	7	35	34																									
21 HARROW BOROUGH	39	40	10	9	21	58	88	5	3	12	31	51	5	6	9	27	37																									
22 DIDCOT TOWN	28	40	6	10	24	44	90	3	4	13	14	35	3	6	11	30	55																									

Irlanda B

	TOTALE														CASA														FUORI													
	Pt	Pg	V	P	S	Gf	Gs	V	P	S	Gf	Gs	V	P	S	Gf	Gs	V	P	S	Gf	Gs																				
1 GALWAY UTD	94	36	30	4	2	98	18	18	0	0	58	5	12	4	2	40	13																									
2 WATERFORD	69	36	20	9	7	84	32	9	5	4	46	19	11	4	3	38	13																									
3 COBH RAMBLERS	59	36	16	11	9	61	51	10	6	2	34	20	6	5	7	27	31																									
4 WEXFORD	53	36	15	8	13	48	49	7	4	7	22	29	8	4	6	26	20																									
5 ATHLONE TOWN	47	36	14	5	17	55	61	7	3	8	26	23	7	2	9	29	38																									
6 TREATY UNITED	44	36	12	8	16	49	61	6	3	9	27	33	6	5	7	22	28																									
BRAY WANDERERS	44	36	10	14	12	48	62	6	6	6	26	31	4	8	6	22	31																									
8 LONGFORD TOWN	40	36	10	10	16	39	51	5	4	9	19	27	5	6	7	20	24																									
9 FINN HARPS	37	36	9	10	17	39	74	4	7	7	20	28	5	3	10	19	46																									
10 KERRY FC	10	36	1	7	28	29	91	0	5	13	13	44	1	2	15	16	47																									

Inghilterra VII Div. Girone D

	TOTALE														CASA														FUORI													
	Pt	Pg	V	P	S	Gf	Gs	V	P	S	Gf	Gs	V	P	S	Gf	Gs	V	P	S	Gf	Gs																				
1 HORNCHURCH	94	40	29	7	4	92	33	15	4	1	45	13	14	3	3	47	20																									
2 CHATHAM TOWN	78	40	24	6	10	84	56	16	1	3	48	25	8	5	7	36	31																									
3 ENFIELD TOWN	73	39	21	10	8	76	51	12	4	4	42	25	9	6	4	34	26																									
WING & FINCH.	73	40	22	7	11	74	60	12	2	6	41	31	10	5	5	33	29																									
5 HORSHAM FC	70	39	21	7	11	59	48	11	4	5	31	24	10	3	6	28	24																									
6 BILLERICAY	67	40	21	4	15	71	48	11	2	7	38	21	10	2	8	33	27																									
7 HASTINGS UNITED	63	39	18	9	12	68	50	9	5	6	33	22	9	4	6	35	28																									
8 CARSHALTON	62	40	17	11	12	72	54	10	4	6	39	26	7	7	6	33	28																									
9 DULWICH HAMLET	61	40	17	10	13	72	63	10	5	4	40	31	7	5	8	32	32																									
LEWES	61	40	18	7	15	62	69	11	3	6	36	29	7	4	9	26	40																									
11 HASHTAG UNITED	58	40	15	13	12	78	70	6	7	7	40	36	9	6	5	38	34																									
WHITEHAWK	58	39	15	13	11	59	52	10	4	5	33	24	5	9	6	26	28																									
13 BOGNOR REGIS	53	39	13	14	12	65	62	7	9	4	33	27	6	5	8	32	35																									
14 POTTERS	51	38	14	9	15	62	62	6	6	6	33	27	8	3	9	29	35																									
15 FOLKESTONE	49	40	13	10	17	57	64	7	7	6	28	30	6	3	11	29	34																									
16 CRAY	47	40	12	11	17	47	59	6	8	6	23	26	6	3	11	24	33																									
CANVEY	47	39	14	5	20	57	72	9	3	8	32	33	5	2	12	25	39																									
18 CHESHUNT	39	39	11	6	22	53	66	8	1	10	29	33	3	5	12	24	33																									
19 MARGATE	36	40	9	9	22	45	74	5	6	9	23	31	4	3	13	22	43																									
20 CONCORD	25	39	6	7	26	33	75	3	4	12	18	37	3	3	14	15	38																									
21 HARINGEY BOROUGH	24	40	5	9	26	29	84	3	5	12	12	45	2	4	14	17	39																									
22 KINGSTONIAN	21	40	5	6	29	54	97	5	1	14	30	46	0	5	15	24	51																									

Irlanda del Nord

	TOTALE														CASA														FUORI													
	Pt	Pg	V	P	S	Gf	Gs	V	P	S	Gf	Gs	V	P	S	Gf	Gs	V	P	S	Gf	Gs																				
1 LARNE	80	33	24	8	1	69	17	14	3	0	46	11	10	5	1	23	6																									
2 LINFIELD	78	33	25	3	5	76	35	13	1	2	47	16	12	2	3	29	19																									
3 CLIFTONVILLE	70	33	22	4	7	73	30	11	3	4	40	14	11	1	4	33	16																									
4 GLENTORAN	56	33	16	8	9	68	37	9	3	4	48	19	7	4	5	20	18																									
5 CRUSADERS	55	33	16	7	10	55	36	6	4	6	23	17	10	3	4	32	19																									
6 COLERAINE	41	33	11	8	14	41	57	6	5	6	23	24	5	3	8	18	33																									
7 LOUGHGALL	39	33	11	6	16	50	59	4	3	10	26	32	7	3	6	24	27																									
8 CARRICK RANGERS	38	33	11	5	17	43	65	4	1	11	15	26	7	4	6	28	39																									
9 GLENAVON	34	33	10	4	19	40	60	5	3	8	16	21	5	1	11	24	39																									
10 DUNGANNON SWIFTS	32	33	8	8	17	52	67	4	3	9	27	31	4	5	8	25	36																									
11 BALLYMENA U.	19	33	5	4	24	20	63	2	2	13	13	30	3	2	11	7	33																									
12 NEWRY CITY	17	33	4	5	24	22	83	0	3	13	7	37	4	2	11	15	46																									

Iran B

	TOTALE														CASA														FUORI													
	Pt	Pg	V	P	S	Gf	Gs	V	P	S	Gf	Gs	V	P	S	Gf	Gs	V	P	S	Gf	Gs																				
1 KHEYBAR K.	61	27	20	1	6	42	15	14	0	0	31	5	6	1	6	11	10																									
2 CHADOR MALU YAZD	56	27	17	5	5	39	19	7	3	3	19	11	10	2	2	20	8																									
3 FAJR SEPASI	55	27	16	7	4	35	13	10	3	1	18	4	6	4	3	17	9																									
4 NAFT MASJED	53	27	15	8	4	40	23	10	2	1	24	11	5	6	3	16	12																									
5 SAIPA	41	27	11	8	8	26	19	8	3	3	13	5	3	5	5	13	14																									
6 KHALIFARS MAHSHAR	41	27	11	8	8	26	19	8	3	3	13	5	3	5	5	13	14																									
7 SUNGON VARZAGHAN	39	27	11	6	10	23	23	6	4	3	16	12	5	2	7	7	11																									
8 MES KERMAN	38	27	9	11	7	23	20	6	5	3	12	7	3	6	4	11	13																									
9 ARIO ESLAMSHAHR	37	27	9	10	8	20	20	3	6	4	7	8	6	4	4	13	12																									
10 NAFT GACHSARAN	36	27	9	9	9	28																																				

Il gioco può causare dipendenza
 Consulta la probabilità di vincita su www.adm.gov.it
 E' vietato il gioco ai minori di anni 18

		Islanda B Femm.																
		TOTALE				CASA				FUORI								
		Pt	Pg	V	P	S	Gf	Gs	V	P	S	Gf	Gs	V	P	S	Gf	Gs
1	VIKINGUR	39	18	12	3	3	54	24	6	1	2	28	12	6	2	1	26	12
2	FYLKIR	38	18	12	2	4	53	24	6	1	2	26	10	6	1	2	27	14
3	KOPAVOGUR	35	18	11	2	5	45	26	6	1	2	26	10	5	1	3	19	16
4	GROTTA	33	18	10	3	5	55	33	4	3	2	24	15	6	0	3	31	18
5	AFTURELDING	29	18	8	5	5	36	29	5	2	2	18	9	3	3	3	18	20
6	GRINDAVIK	28	18	8	4	6	39	38	6	2	1	22	16	2	2	5	17	22
7	FRAM	22	18	6	4	8	27	35	5	1	3	20	20	1	3	5	7	15
8	FJARDAB/HOTTUR/LEIRNI	18	5	3	10	35	44	4	2	3	22	18	1	1	7	13	26	
9	KR	10	18	3	1	14	22	54	2	1	6	13	26	1	0	8	9	28
10	AUGNABLIK	4	18	1	1	16	19	78	1	0	8	12	38	0	1	8	7	40

		Islanda III Div.																	
		TOTALE				CASA				FUORI									
		Pt	Pg	V	P	S	Gf	Gs	V	P	S	Gf	Gs	V	P	S	Gf	Gs	
1	DALVIK/REYNIR	45	22	13	6	3	45	23	8	2	1	28	13	5	4	2	17	10	
2	IR	41	22	13	2	7	55	28	7	1	3	32	12	6	1	4	23	16	
3	KFA	41	22	11	3	8	45	24	8	2	1	27	11	3	6	2	18	13	
4	THROTTUR	38	22	11	5	6	42	30	6	4	1	21	10	9	5	1	5	21	21
5	VIKINGUR OLAFSVIK	38	22	11	5	6	42	34	8	2	1	29	11	3	3	5	13	23	
6	HOTTUR/HUGINN	33	22	10	3	9	34	38	7	2	2	20	16	3	1	7	14	22	
7	HAUKAR	31	22	9	4	9	36	36	5	2	4	19	18	4	2	5	17	18	
8	KFG	30	22	9	3	10	41	40	5	1	5	23	22	4	2	5	18	18	
9	VOLSUNGUR	25	22	8	3	13	33	38	5	1	5	17	14	3	0	8	16	24	
10	FJALLABYGGD	25	22	8	1	13	36	49	5	0	6	19	23	3	1	7	17	26	
11	SINDRI	17	22	4	5	13	25	53	3	4	4	15	16	1	1	9	10	37	
12	VESTURBAER	9	22	2	3	17	18	59	1	2	8	9	28	1	1	9	31		

		Islanda IV Div.																
		TOTALE				CASA				FUORI								
		Pt	Pg	V	P	S	Gf	Gs	V	P	S	Gf	Gs	V	P	S	Gf	Gs
1	REYNIR	47	22	15	2	5	61	19	9	1	1	37	15	6	1	4	24	15
2	KORMAKUR/HVOT	45	22	14	3	5	49	27	9	1	1	33	11	5	2	4	16	16
3	ARBAER	42	22	13	3	6	53	37	7	2	2	30	19	6	1	4	23	18
4	VIDIR	41	22	13	2	7	40	29	8	1	2	21	10	5	1	5	19	19
5	Einherji	41	22	13	2	7	40	29	8	1	2	21	10	5	1	5	19	19
6	KARI	32	22	9	5	8	38	36	6	1	4	21	16	3	4	4	17	20
7	AUGNABLIK	31	22	9	4	9	36	33	7	0	4	22	14	2	4	5	12	19
8	MAGNI	28	22	7	7	8	42	39	4	4	3	24	19	3	3	5	18	20
9	ELLIDI	27	22	8	3	11	44	49	3	3	5	24	27	5	0	6	20	22
10	HAFNARFJORDUR	21	22	5	6	11	44	58	3	4	4	24	23	2	2	7	20	35
11	KFS	21	22	6	3	13	25	48	3	2	6	13	20	3	1	7	12	28
12	TACUAREMBO	16	22	4	4	14	34	61	3	3	5	18	19	1	1	9	16	42

		Isole Faroe																
		TOTALE				CASA				FUORI								
		Pt	Pg	V	P	S	Gf	Gs	V	P	S	Gf	Gs	V	P	S	Gf	Gs
1	KI	67	27	21	4	2	66	19	10	2	1	29	9	11	2	1	37	10
2	VIKINGUR	60	27	19	3	5	76	23	10	1	2	44	8	9	2	3	32	15
3	HB	58	27	18	4	5	68	23	9	2	3	39	13	9	2	2	29	10
4	B36	57	27	18	3	6	54	27	10	2	2	28	12	8	1	4	26	15
5	VESTUR	40	27	12	4	11	42	41	6	3	5	20	21	6	1	6	22	20
6	EB/STREYMUR	25	27	7	4	16	25	53	5	0	8	13	22	2	4	8	12	31
7	B68 TOFTIR	23	27	4	11	12	29	48	2	6	6	16	26	2	5	6	13	22
8	FUGLAFJORDUR	20	27	6	2	19	23	67	4	2	8	15	34	2	0	11	8	33
9	ARGIR	18	27	5	3	19	27	63	5	2	6	18	21	0	1	13	9	42
10	TVOEROYRI	16	27	4	4	19	15	61	3	1	9	10	27	1	3	10	5	34

		Isole Faroe B																
		TOTALE				CASA				FUORI								
		Pt	Pg	V	P	S	Gf	Gs	V	P	S	Gf	Gs	V	P	S	Gf	Gs
1	SKALA	70	27	23	1	3	83	20	13	0	1	48	11	10	1	2	35	19
2	NSI	57	27	18	3	6	67	29	8	2	3	33	11	10	1	3	34	18
3	KLAKSVIK II	47	27	15	2	10	63	40	9	2	3	36	18	6	0	7	27	22
4	VIKINGUR II	47	27	15	2	10	61	42	8	2	4	35	23	7	0	6	26	19
5	SANDVOY	47	27	14	5	8	56	40	10	2	2	39	11	3	4	6	17	29
6	HOYVIK	37	27	11	4	12	48	53	7	1	5	22	22	4	3	7	26	31
7	TORSHAVN	33	27	10	3	14	56	50	7	1	5	28	16	3	2	9	28	34
8	TORSHAVN II	27	27	8	3	16	43	63	5	2	6	29	31	3	2	9	14	32
9	B68 TOFTIR II	17	27	5	2	20	26	82	4	1	9	18	40	1	1	11	8	42
10	EB/STREYMUR II	9	27	2	3	22	23	107	2	2	9	14	41	0	1	13	9	66

		Israele A																
		TOTALE				CASA				FUORI								
		Pt	Pg	V	P	S	Gf	Gs	V	P	S	Gf	Gs	V	P	S	Gf	Gs
1	MACCABI TEL AVIV	62	26	19	5	2	55	20	9	3	1	26	10	2	1	29	10	
2	MACCABI HAIFA	55	26	17	6	3	55	18	9	4	0	25	5	8	2	3	30	13
3	HAPOEL BEER	49	26	15	4	7	45	19	9	2	2	24	7	6	2	5	21	12
4	HAPOEL HAIFA	47	26	14	5	7	38	32	6	2	5	21	20	8	3	2	17	12
5	MACCABI BNEY REINE	34	26	8	10	8	27	26	4	6	3	16	14	4	4	5	11	12
6	BNEI SAKHNIN	33	26	7	13	6	26	31	2	7	4	11	16	5	6	2	15	15
7	HAPOEL GERUSALEM	31	26	8	7	11	28	33	6	3	4	16	13	2	4	7	12	20
8	MACCABI PET. TIKVA	30	26	8	6	12	31	48	7	1	5	20	18	1	5	7	11	30
9	MACCABI NETANYA	28	26	8	4	14	29	41	5	1	7	16	22	3	3	7	13	19
10	HAPOEL HADERA	28	26	8	4	14	29	41	5	1	7	16	22	3	3	7	13	19
11	HAPOEL	26	26	6	9	11	29	37	4	5	4	15	17	2	4	7	14	20
12	BEITAR GERUSALEM	25	26	8	6	12	34	34	3	5	5	16	20	5	1	7	18	14
13	FC ASHDOD	22	26	5	7	14	20	42	4	1	8	11	21	1	6	6	9	21
14	HAPOEL PETAH T.	19	26	3	10	13	20	39	3	6	4	11	13	0	4	9	9	26

		Israele B																
		TOTALE				CASA				FUORI								
		Pt	Pg	V	P	S	Gf	Gs	V	P	S	Gf	Gs	V	P	S	Gf	Gs
1	BNEI YEHUDA	61	30	19	4	7	57	36	12	0	3	34	18	7	4	4	23	18
2	KIRYAT SHMONA	60	30	19	3	8	50	19	11	2	2	30	8	8	1	6	20	11
3	IRONI TIBERIAS	54	30	14	12	4	46	28	7	5	3	22	13	7	7	1	24	15
4	KABILIO JAFFA	50	30	14	8	8	58	40	5	7	3	30	23	9	1	5	28	17
5	H. HAGALIL	47	30	13	8	9	46	34	10	3	2	28	12	3	5	7	18	22
6	NIR RAM. HASHARON	45	30	12	9	9	55	48	6	5	4	27	26	6	4	5	28	22
7	HAPOEL AL FAHM	42	30	10	12	8	38	34	7	6	2	22	12	3	6	6	16	22
8	MACCABI HERZLIYA	42	30	11	9	10	34	41	5	5	5	16	21	6	4	5	18	20
9	HAPOEL ACRE	41	30	10	11	9	41	40	5	6	4	23	22	5	5	5	18	18
10	KFAR QASEM	37	30	9	10	11	31	39	5	4	6	16	19	4	6	5	15	20
11	HAPOEL R. LETZION	35	30	9	8	13	27	39	5	4	6	14	19	4	4	7	13	20
12	HAPOEL RAMAT GAN	34	30	8	10	12	36	35	4	6	5	18	14	4	4	7	18	21
13	SEKTZIA	34	30	9	7	14</												

Kazakistan B

P	G	V	P	S	TOTALE					CASA					FUORI				
					Pt	Gf	Gs	V	P	S	Gf	Gs	V	P	S	Gf	Gs	V	P
1	ELIMAI FC	76	28	24	4	0	76	17	14	0	0	42	8	10	4	0	34	9	
2	TURAN	69	28	22	3	85	27	11	1	2	45	16	11	2	1	40	11		
3	ZHENIS NUR SULTAN	60	28	19	3	6	64	33	10	1	3	29	16	9	2	3	35	17	
4	FK AKZHAIYK URALSK	54	28	17	3	8	63	29	9	2	3	36	12	8	1	5	27	17	
5	KYRAN SHYMKENT	50	28	16	2	10	55	57	9	2	3	27	19	7	0	7	28	38	
6	KAIRAT-ZHASTAR	35	28	10	5	13	58	53	8	2	4	39	24	2	3	9	19	29	
7	KHAN TENGRI FC	35	28	10	5	13	39	38	4	5	5	17	14	6	0	8	22	24	
8	FK ARYS	33	28	10	3	15	40	62	4	3	7	18	27	6	0	8	22	35	
9	ZHAS KYRAN	32	28	9	5	14	50	53	7	2	5	33	18	2	3	9	17	35	
10	YASSI TURKISTAN	32	28	9	5	14	47	58	4	2	8	23	34	5	3	6	24	24	
11	AKTOBE YOUTH	32	28	9	5	14	47	58	4	2	8	23	34	5	3	6	24	24	
12	TARAZ	31	28	9	4	15	47	57	6	2	6	29	27	3	2	9	18	30	
13	EKIBASTUZ	31	28	8	7	13	46	64	5	3	6	27	28	3	4	7	19	36	
14	AKADEMIA ONTUSTYK	21	28	5	6	17	46	75	3	3	8	25	37	2	3	9	21	38	
15	ASTANA YOUTH	19	28	6	1	21	32	85	3	0	11	19	38	3	1	10	13	47	

Kazakistan Cup Girone B

P	G	V	P	S	TOTALE					CASA					FUORI				
					Pt	Gf	Gs	V	P	S	Gf	Gs	V	P	S	Gf	Gs	V	P
1	ELIMAI FC	6	3	2	0	1	5	1	1	0	1	2	1	1	0	0	3	0	
2	FC ZHENIS	5	3	1	2	0	6	5	0	1	0	3	3	1	1	0	3	2	
3	FK ARYS	4	3	1	1	1	4	6	0	0	1	0	3	1	1	0	4	3	
4	TARAZ	1	3	0	1	2	2	5	0	1	1	2	3	0	1	0	2	2	

Kazakistan Cup Girone C

P	G	V	P	S	TOTALE					CASA					FUORI				
					Pt	Gf	Gs	V	P	S	Gf	Gs	V	P	S	Gf	Gs	V	P
1	AKADEMIA ONTUSTYK	6	3	2	0	1	11	8	1	0	1	7	6	1	0	0	4	2	
2	SD FAMILY FC	4	3	1	1	1	5	5	0	1	0	2	2	1	0	1	3	2	
3	ULTAU FC	4	3	1	1	1	5	6	0	0	1	2	4	1	1	0	3	2	
4	KYRAN SHYMKENT	3	3	1	0	2	4	6	1	0	1	1	1	0	0	1	3	5	

Kazakistan Cup Girone D

P	G	V	P	S	TOTALE					CASA					FUORI				
					Pt	Gf	Gs	V	P	S	Gf	Gs	V	P	S	Gf	Gs	V	P
1	TURAN	9	3	3	0	0	12	3	2	0	0	8	0	1	0	0	4	3	
2	KHAN TENGRI FC	6	3	2	0	1	11	5	1	0	1	8	4	1	0	0	3	1	
3	YASSI TURKISTAN	3	3	1	0	2	2	7	0	0	1	1	3	1	0	1	1	4	
4	JETISAY FC	0	3	0	0	3	0	10	0	0	1	0	1	0	0	2	0	9	

Kazakistan I Div.

P	G	V	P	S	TOTALE					CASA					FUORI				
					Pt	Gf	Gs	V	P	S	Gf	Gs	V	P	S	Gf	Gs	V	P
1	ORDABASY	58	26	18	4	48	21	11	1	1	27	8	7	3	3	21	13		
2	ASTANA	53	26	16	5	5	36	24	9	2	2	24	16	7	3	12	8		
3	AKTOBE	50	26	13	11	2	44	23	8	4	1	27	12	5	7	1	17	11	
4	KAIRAT ALMATY	44	26	12	8	6	43	33	7	4	2	25	17	5	4	4	18	16	
5	KYZYLZHAR	39	26	11	6	9	25	23	6	4	3	11	8	5	2	6	14	15	
6	KAISAR	36	26	10	6	10	31	30	4	3	6	13	15	6	3	4	18	15	
7	ATYRAU	34	26	8	10	8	24	27	6	5	2	13	9	2	5	6	11	18	
8	TOBOL KOSTANAY	34	26	9	7	10	30	32	6	3	4	16	13	3	4	6	14	19	
9	KARAGANDY	29	26	7	8	11	31	36	6	4	3	18	14	1	4	8	13	22	
10	MAKTAARAL	29	26	8	5	13	29	32	5	2	6	19	16	3	3	7	10	16	
11	ZHETYSU	29	26	8	5	13	27	38	2	3	8	10	21	6	2	5	17	17	
12	OKZHETPES	27	26	7	6	13	26	37	2	6	5	12	16	5	0	8	14	21	
13	KASPYI AKTAU	20	26	4	8	14	28	44	3	4	6	15	19	1	4	8	13	25	
14	AKSU	18	26	5	3	18	23	45	5	1	7	14	17	0	2	11	9	28	

Kenya A

P	G	V	P	S	TOTALE					CASA					FUORI				
					Pt	Gf	Gs	V	P	S	Gf	Gs	V	P	S	Gf	Gs	V	P
1	GOR MAHIA	54	26	15	9	2	33	12	5	8	0	15	5	10	1	2	18	7	
2	KENYA POLICE	45	26	12	9	5	32	19	7	3	2	20	10	5	6	3	12	9	
3	BANDARI	44	26	13	5	8	26	20	8	3	3	16	10	5	2	5	10	10	
4	MUHORONI YOUTH	44	26	13	5	8	26	20	8	3	3	16	10	5	2	5	10	10	
5	TUSKER	43	26	13	4	9	35	21	6	2	5	13	10	7	2	4	22	11	
6	CITY STARS	42	26	12	6	8	31	29	7	3	3	18	11	5	3	5	13	18	
7	KAKAMEGA	39	26	10	9	7	26	20	5	7	2	18	10	5	2	5	8	10	
8	POSTA RANGERS FC	39	26	11	6	9	24	24	6	3	5	13	11	5	3	4	11	12	
9	LEOPARDS	38	26	9	11	6	23	17	5	7	1	11	5	4	4	5	12	12	
10	BIDCO UNITED	34	26	8	10	8	26	26	5	4	3	16	10	3	6	5	10	16	
11	KENYA CB	34	26	8	10	8	25	26	3	5	5	9	15	5	5	3	16	11	
12	MURANGA SEAL	34	26	9	7	10	23	24	6	2	4	17	11	3	5	6	6	13	
13	KARIOBANGI SHARKS	31	26	7	10	9	27	27	3	6	4	10	13	4	4	5	17	14	
14	ULINZI STARS	30	26	8	6	12	18	20	5	2	5	9	7	3	4	7	9	13	
15	TALANTA	30	26	6	12	8	28	34	3	5	5	13	19	3	7	3	15	15	
16	SOFAPAKA	28	26	7	7	12	28	39	5	3	5	15	15	2	4	7	13	24	
17	SHABANA FC	24	26	6	6	14	27	38	3	3	7	13	17	3	3	7	14	21	
18	NZOIA SUGAR	17	26	4	5	17	19	44	2	2	10	11	25	2	3	7	8	19	

Kosovo A

P	G	V	P	S	TOTALE					CASA					FUORI				
					Pt	Gf	Gs	V	P	S	Gf	Gs	V	P	S	Gf	Gs	V	P
1	FC BALLKANI	59	29	17	8	4	47	23	11	4	0	27	10	6	4	4	20	13	
2	KF DRITA	57	29	17	6	6	39	19	10	3	2	27	12	7	3	4	12	7	
3	KF LLAPI	55	29	16	7	6	43	22	8	3	3	21	10	8	4	3	22	12	
4	MALISHEVA	52	29	16	4	9	49	34	8	2	4	29	19	8	2	5	20	15	
5	FC PRISHTINA	40	29	8	16	5	32	25	8	5	2	27	15	0	11	3	5	10	
6	KF DUKAGJINI	37	29	8	13	8	30	36	6	7	2	12	8	2	6	6	18	28	
7	SC GJILANI	33	29	8	9	12	32	30	6	5	3	17	10	2	4	9	15	20	
8	KF FERONIKELI	30	29	8	6	15	24	39	5	4	6	8	13	3	2	9	16	26	
9	KF FUSHE KOSOVA	20	29	4	8	17	18	45	4	5	6	13	18	0	3	11	5	27	
10	LIRIA	10	29	1	7	21	17	58	1	4	8	9	26	0	3	13	8	32	

Kosovo B Girone A

P	G	V	P	S	TOTALE					CASA					FUORI				
					Pt	Gf	Gs	V	P	S	Gf	Gs	V	P	S	Gf	Gs	V	P
1	FC SUHAREKA	44	22	14	2	6	41	16	9	0	3	27	7	5	2	3	14	9	
2	KF DINAMO FERIZAJ	40	22	12	4	6	30	17	8	2	2	23	7	4	2	4	7	10	
3	TREPCA	39	22	11	6	5	27	12	5	3	3	12	5	6	3	2	15	7	
4	DRENICA SKENDERAJ	33	22	8	9	5	25	20	6	3	1	16	8	2	6	4	9	12	
5	VELLAZNIMI	30	22	8	6	8	22	21	3	3	5	9	11	5	3	3	13	10	
6	TREPCA MITROVICE	27	22	7	6	9	30	34	4	4	2	17	15	3	2	7	13	19	
7	KF RAHOVECI	26	22	5	11	6	20	29	4	5	2	10	10	1	6	4	10	19	
8	RILINDJA	20	22	4	8	10	22	34											

Leagues Cup Girone N

Pt	Pq	TOTALE					CASA					FUORI						
		V	P	S	Gf	Gs	V	P	S	Gf	Gs	V	P	S	Gf	Gs		
1	CINCINNATI	5	2	1	1	0	6	4	1	0	0	1	0	0	1	1	1	5
2	KANSAS CITY	4	2	1	1	0	4	3	1	0	0	1	0	0	1	1	1	5
3	CHIVAS GUADAL.	0	2	0	0	2	1	4	1	0	0	1	0	0	1	1	1	5

Leagues Cup Girone O

Pt	Pq	TOTALE					CASA					FUORI						
		V	P	S	Gf	Gs	V	P	S	Gf	Gs	V	P	S	Gf	Gs		
1	DEP. TOLUCA	6	2	2	0	0	8	4	1	0	0	1	0	0	1	1	1	5
2	NASHVILLE	3	2	1	0	1	5	5	1	0	0	1	0	0	1	1	1	5
3	COLORADO RAPIDS	0	2	0	0	2	6	1	0	0	1	0	0	1	1	1	5	

Lettonia

Pt	Pq	TOTALE					CASA					FUORI						
		V	P	S	Gf	Gs	V	P	S	Gf	Gs	V	P	S	Gf	Gs		
1	RIGAS FUTBOLA S.	89	36	27	8	1	96	18	16	2	0	47	5	11	6	1	49	13
2	RIGA	88	36	27	7	2	89	21	14	3	1	47	14	13	4	1	42	7
3	FK AUDA	58	36	16	10	10	44	39	8	4	6	19	23	8	6	4	25	16

Lettonia B

Pt	Pq	TOTALE					CASA					FUORI						
		V	P	S	Gf	Gs	V	P	S	Gf	Gs	V	P	S	Gf	Gs		
1	GROBINAS	66	26	21	3	2	71	17	12	1	0	37	5	9	2	2	34	12
2	RIGA FC II	64	26	20	4	2	85	15	11	1	1	51	8	9	3	1	34	7
3	SKANSTES SK	59	26	19	2	5	58	21	11	0	2	34	7	8	2	3	24	14

Libano A

Pt	Pq	TOTALE					CASA					FUORI						
		V	P	S	Gf	Gs	V	P	S	Gf	Gs	V	P	S	Gf	Gs		
1	NEJMEH SC	28	11	9	1	1	25	11	4	0	1	10	7	5	1	0	15	4
2	AL AHED	28	11	9	1	1	31	6	4	0	1	15	3	5	1	0	16	3
3	BOURJ	21	11	6	3	2	17	11	2	2	1	10	6	4	1	1	7	5

Lituania

Pt	Pq	TOTALE					CASA					FUORI						
		V	P	S	Gf	Gs	V	P	S	Gf	Gs	V	P	S	Gf	Gs		
1	FK PANEVEZYS	87	36	26	9	1	64	14	13	5	0	31	6	13	4	1	33	8
2	ZALGIRIS	75	36	23	6	7	67	28	12	3	3	35	14	11	3	4	32	14
3	FA SIAULIAI	62	36	16	14	6	51	35	10	7	1	28	10	6	7	5	23	25

Lituania B

Pt	Pq	TOTALE					CASA					FUORI						
		V	P	S	Gf	Gs	V	P	S	Gf	Gs	V	P	S	Gf	Gs		
1	TRANSINVEST	70	30	22	4	4	83	29	13	1	1	45	12	9	3	3	38	17
2	BEI NFA	56	30	17	5	8	51	30	8	4	3	26	18	9	1	5	25	12
3	NEVEZIS	51	30	14	9	7	47	32	10	4	1	30	13	4	5	6	17	19

Lituania C

Pt	Pq	TOTALE					CASA					FUORI						
		V	P	S	Gf	Gs	V	P	S	Gf	Gs	V	P	S	Gf	Gs		
1	ATMOSFERA	71	30	22	5	3	85	25	13	1	1	47	11	9	4	2	38	14
2	BANGA B	65	30	20	5	5	66	27	12	1	2	41	11	8	4	3	25	16
3	HEGELMANN LITAUEN	65	30	20	5	5	87	34	12	2	1	50	18	8	3	4	37	16

Lussemburgo

Pt	Pq	TOTALE					CASA					FUORI						
		V	P	S	Gf	Gs	V	P	S	Gf	Gs	V	P	S	Gf	Gs		
1	DIFFERDANGE	55	24	16	7	1	60	17	11	1	0	38	4	5	6	1	22	13
2	F91 DUDELANGE	49	24	15	4	5	49	29	10	2	0	31	11	5	2	5	18	18
3	SWIFT HESPERANGE	46	24	13	7	4	53	30	5	6	1	20	13	8	1	3	33	17

Lussemburgo B

Pt	Pq	TOTALE					CASA					FUORI						
		V	P	S	Gf	Gs	V	P	S	Gf	Gs	V	P	S	Gf	Gs		
1	BETTEMBOURG	48	24	15	3	6	54	33	8	1	3	27	15	7	2	3	27	18
2	RODANGE	44	24	14	2	8	52	38	6	1	5	22	18	8	1	3	30	20
3	ETZELLA	40	24	11	7	6	36	22	7	3	2	15	6	4	4	4	21	16

Macedonia

Pt	Pq	TOTALE					CASA					FUORI						
		V	P	S	Gf	Gs	V	P	S	Gf	Gs	V	P	S	Gf	Gs		
1	STRUGA TRIM LUM	55	27	17	4	6	47	25	11	2	1	30	12	6	2	5	17	13
2	SHKUPI	54	27	15	9	3	37	16	12	2	0	27	5	3	7	3	10	11
3	FC SHKENDIJA	52	27	14	10	3	43	20	9	5	0	27	7	5	5	3	16	13

Macedonia B

Pt	Pq	TOTALE					CASA					FUORI						
		V	P	S	Gf	Gs	V	P	S	Gf	Gs	V	P	S	Gf	Gs		
1	BESA DOBERDOLL	63	24	20	3	1	54	10	11	1	0	29	4	9	2	1	25	6
2	PELISTER	57	24	18	3	3	50	13	9	2	1	27	5	9	1	2	23	8
3	DETONIT PLACKOVICA	49	24	15	4	5	37	15	11	1	0	25	1	4	3	5	12	14

Malaysia

		TOTALE		CASA						FUORI								
		Pt	Pg	V	P	S	Gf	Gs	V	P	S	Gf	Gs	V	P	S	Gf	Gs
1	JOHOR DARUL TAIZIM	76	26	25	1	0	100	7	13	0	0	54	2	12	1	0	46	5
2	SELANGOR	61	26	20	1	5	72	22	11	1	1	30	11	9	0	4	42	11
3	SABAH	54	26	17	3	6	64	33	11	1	1	42	19	6	2	5	22	14
4	KEDAH	53	26	17	2	7	52	29	9	1	3	28	10	8	1	4	24	19
5	SRI PAHANG	45	26	13	6	7	44	33	7	3	3	22	17	6	3	4	22	16
6	TERENGGANU	40	26	11	7	8	45	34	7	2	4	18	15	4	5	4	27	19
7	KUALA LUMPUR CITY	38	26	10	8	8	44	39	5	5	3	22	15	5	3	5	22	24
8	PDRM	37	26	11	4	11	35	37	6	3	4	19	10	5	1	7	16	27
9	NEGERI SEMBILAN	27	26	6	9	11	33	49	4	4	5	18	28	2	5	6	15	21
10	PENANG FA	24	26	6	6	14	29	50	6	3	4	23	19	0	3	10	6	31
11	PERAK	22	26	6	4	16	25	55	3	2	8	17	29	3	2	8	8	26
12	KELANTAN UNITED	17	26	4	5	17	29	65	3	2	8	15	35	1	3	9	14	30
13	KUCHING CITY	12	26	2	6	18	24	51	0	4	9	8	25	2	2	9	16	26
14	KELANTAN	8	26	2	2	22	29	121	2	1	10	15	59	0	1	12	14	62

Malta

		TOTALE		CASA						FUORI								
		Pt	Pg	V	P	S	Gf	Gs	V	P	S	Gf	Gs	V	P	S	Gf	Gs
1	FLORIANA	57	23	18	3	2	52	10	9	2	1	27	7	9	1	1	25	3
2	SPARTANS H.	55	23	17	4	2	51	14	7	3	1	19	7	10	1	1	32	7
3	SLIEMA WANDERERS	43	23	12	7	4	25	12	5	4	2	8	4	7	3	2	17	8
4	MARSAXLOK	37	23	10	7	6	37	22	4	3	4	17	11	6	4	2	20	11
5	HIBERNIANS	34	23	9	7	7	27	22	4	2	6	12	17	5	5	1	15	5
6	BIRKIRKARA	33	23	9	6	8	24	23	4	3	5	14	15	5	3	3	10	8
7	NAXXAR LIONS	31	23	8	7	8	28	33	3	4	5	11	16	5	3	3	17	17
8	BALZAN	30	23	7	9	7	25	27	3	4	5	9	17	4	5	2	16	10
9	GZIRA UNITED	29	23	8	5	10	34	30	3	3	5	12	17	5	2	5	22	13
10	ST LUCIA	26	23	7	5	11	20	34	3	2	6	6	15	4	3	5	14	19
11	MOSTA	24	23	5	9	9	14	31	2	3	6	5	20	3	6	3	9	11
12	VALLETTA	21	23	4	9	10	20	25	1	4	6	8	15	3	5	4	12	10
13	SIRENS	12	23	2	6	15	13	45	0	4	8	6	26	2	2	7	7	19
14	GUDJA	6	23	0	6	17	12	54	0	4	8	9	32	0	2	9	3	22

Marocco

		TOTALE		CASA						FUORI								
		Pt	Pg	V	P	S	Gf	Gs	V	P	S	Gf	Gs	V	P	S	Gf	Gs
1	RAJA CASABLANCA	57	25	16	9	0	41	13	12	1	0	26	5	4	8	0	15	8
2	RS BERKANE	43	25	11	10	4	30	15	7	4	1	19	7	4	6	3	11	8
3	FAR RABAT	39	25	10	9	6	26	22	4	7	2	11	10	6	2	4	15	12
4	WYDAD	37	25	10	7	8	28	24	6	2	4	15	12	4	5	4	13	12
5	UNION TOUARGA	34	25	9	7	9	27	28	6	3	3	15	12	3	4	6	12	16
6	OLYMPIQUE SAFI	34	25	8	10	7	24	22	7	5	1	19	10	1	5	6	5	12
7	MAGHRIB TETOUAN	33	25	7	12	6	23	21	3	8	2	12	9	4	4	1	11	12
8	RENAISSANCE ZEMAMOURI	25	8	7	10	28	30	5	4	4	14	11	3	3	6	14	19	
9	MAGHREB A FES	29	25	7	8	10	28	28	5	2	5	15	14	2	6	5	13	14
10	HASSANIA AGADIR	27	25	6	9	10	24	35	4	6	3	17	18	2	3	7	7	17
11	ITTihad TANGER	25	25	5	10	10	24	34	2	5	5	10	16	3	5	5	14	18
12	JEUNESSE SALMI	23	25	6	5	14	25	39	4	5	4	17	17	2	0	10	8	22
13	CHABAB MOHAMMEDIA	23	25	6	5	14	19	34	4	2	7	11	17	2	3	7	8	17
14	MOULOUDIA OUDJA	22	25	5	7	13	19	41	4	3	5	12	18	1	4	8	7	23
15	ATHLETIC YOUSOUFIA	19	25	4	7	14	18	36	3	4	5	6	10	1	3	9	12	26

Marocco B

		TOTALE		CASA						FUORI								
		Pt	Pg	V	P	S	Gf	Gs	V	P	S	Gf	Gs	V	P	S	Gf	Gs
1	CODM MEKNES	42	21	12	6	3	24	15	8	1	2	13	7	4	5	1	11	8
2	MUSULMANE OUDJA	37	21	10	7	4	24	12	8	3	0	17	2	2	4	4	7	10
3	KAWKAB MARRAKECH	37	21	10	7	4	28	20	6	4	0	16	7	4	4	3	12	13
4	HASSANI D'EL-JADIDA	36	21	9	9	3	20	15	6	3	1	13	9	3	6	2	7	6
5	RAJA	32	21	8	8	5	38	23	5	4	1	20	8	3	4	4	18	15
6	STADE MAROCAIN	31	21	7	10	4	26	22	5	5	0	16	6	2	5	4	10	16
7	OL KHOURIBGA	29	21	8	5	8	21	18	5	3	2	12	6	3	2	6	9	12
8	OLYMPIQUE DCHEIRA	27	21	6	9	6	20	22	4	5	2	9	7	2	4	4	11	15
9	MASSIRA	26	21	7	5	9	27	29	4	1	5	14	17	3	4	4	13	12
10	CHABAB KHENIFRA	26	21	5	11	5	13	13	3	6	2	8	7	2	5	3	5	6
11	CHABAB BEN GUERIR	25	21	5	10	6	18	19	2	7	2	10	9	3	3	4	8	10
12	WYDAD FES	22	21	5	7	9	17	26	4	2	4	9	10	1	5	5	8	16
13	RAPIDE OUED ZEM	21	21	4	9	8	13	18	3	5	3	8	8	1	4	5	5	10
14	RAC CASABLANCA	20	21	4	8	9	19	25	2	4	4	11	13	2	4	5	8	12
15	ITTIFAQ MARRAKECH	17	21	3	8	10	9	23	1	6	4	5	11	2	2	6	4	12
16	SALE	14	21	3	5	13	19	36	3	3	5	13	15	0	2	8	6	21


Messico

		TOTALE		CASA						FUORI								
		Pt	Pg	V	P	S	Gf	Gs	V	P	S	Gf	Gs	V	P	S	Gf	Gs
1	AMERICA	32	15	9	5	1	27	9	5	2	0	15	5	4	3	1	12	4
2	DEPORTIVO TOLUCA	29	15	8	5	2	33	21	7	0	0	20	4	1	5	2	13	10
3	MONTERREY	29	15	8	5	2	27	15	5	3	1	17	10	3	2	1	17	5
4	CRUZ AZUL	29	15	9	2	4	20	12	6	0	2	13	5	3	2	2	7	7
5	NECAXA	27	15	7	6	2	26	19	4	3	1	13	8	3	3	1	13	11
6	PACHUCA	25	15	8	1	6	31	26	5	0	3	18	16	3	1	3	13	10
7	TIGRES	25	15	7	4	4	25	20	3	2	1	10	7	4	2	3	15	13
8	CHIVAS GUADAL.	25	15	7	4	4	21	17	4	2	1	13	9	3	2	3	8	8
9	PUMAS UNAM	23	15	6	5	4	24	20	5	3	0	16	6	1	2	4	8	14
10	QUERETARO	23	15	6	5	4	21	18	2	3	3	10	11	4	2	1	11	7
11	CLUB LEON	20	15	6	2	7	20	24	3	0	4	9	11	3	2	3	11	13
12	SANTOS LAGUNA	15	15	4	3	8	15	23	3	1	2	8	6	1	2	6	7	17
13	MAZATLAN	15	15	4	3	8	20	29	3	2	2	10	10	1	1	6	10	19
14	SAN LUIS	13	15	4	1	10	21	30	3	1	3	15	12	1	0	7	6	18
15	ATLAS	13	15	3	4	8	19	28	3	2	4	11	13	0	2	4	8	15
16	JUAREZ	12	15	3	3	9	16	25	2	3	3	9	13	1	0	6	7	12
17	TIJUANA	11	15	1	8	6	17	25	0	5	2	8	11	1	3	4	9	14
18	PUEBLA	5	15	1	2	12	16	38	1	2	5	10	17	0	0	7	6	21


Messico Femm.


		TOTALE		CASA						FUORI								
		Pt	Pg	V	P	S	Gf	Gs	V	P	S	Gf	Gs	V	P	S	Gf	Gs
1	TIGRES	34	13	11	1	1	45	7	5	0	1	14	3	6	1	0	31	4
2	PACHUCA	32	13	10	2	1	38	9	4	2	1	17	5	6	0	0	21	4
3	MONTERREY	32	13	10	2	1	38	10	5	1	0	22	1	5	1	1	16	9
4	CLUB AMERICA	31	14	10	1	3	41	14	6	0	1	22	5	4	1	2	19	9
5	GUADALAJARA	26	14	7	5	2												


Il gioco può causare dipendenza
Consulta la probabilità di vincita su www.adm.gov.it
E' vietato il gioco ai minori di anni 18


		Messico IV Div.																
P	G	TOTALE				CASA				FUORI				P	S	Gf	Gs	
		P	S	Gf	Gs	V	P	S	Gf	Gs	V	P	S					Gf
1	CD AYENSE AC	70	27	20	3	4	74	32	1	0	0	1	0	0	0	0	0	0
2	AGUACATEROS URUA	27	18	3	6	60	23	1	0	0	2	1	0	0	0	0	0	
3	CDM FC	60	27	16	6	5	66	24	0	0	0	0	0	0	1	0	2	
4	ARTESANOS METEPEC	60	27	18	3	6	47	20	0	0	0	0	0	0	1	0	1	
5	SANTIAGO FC	57	27	16	6	5	43	20	0	0	0	0	1	0	0	4	2	
6	CHILPANCINGO	53	27	16	2	9	48	27	0	0	0	0	0	0	0	0	0	
7	CLUB ATLETICO PACHUCA	27	15	4	8	49	35	0	0	0	0	0	0	0	0	0	0	
8	PETROLEROS POZA RICA	28	13	4	11	42	36	0	0	0	0	0	0	1	1	1	2	
9	CHILANGOS FC	39	27	10	5	12	37	39	0	1	0	1	1	0	0	0	0	
10	CAJA OBLATOS CFD	29	27	7	6	14	31	52	0	0	0	0	0	0	0	0	0	
11	HURACANES IZCALLI	28	27	7	6	14	30	42	0	0	0	0	0	1	0	1	1	
12	ZITACUARO	25	27	5	8	14	23	48	1	0	0	2	0	0	0	0	0	
13	CANONEROS MARINA	17	27	5	2	20	16	47	0	0	0	0	0	0	0	0	0	
14	DEPORTIVO DONGU	12	27	3	2	22	17	81	0	0	1	2	4	0	0	0	0	
15	CIERVOS	12	27	3	2	22	15	82	0	0	0	0	0	0	0	0	0	

		Messico U23																
P	G	TOTALE				CASA				FUORI				P	S	Gf	Gs	
		P	S	Gf	Gs	V	P	S	Gf	Gs	V	P	S					Gf
1	TIGRES UANL	34	17	10	4	3	27	15	7	2	0	17	1	3	2	3	10	14
2	CHIVAS GUADALAJARA	32	17	9	5	3	30	22	4	4	1	16	11	5	1	2	14	11
3	NECAXA	31	17	9	4	4	27	21	4	3	1	15	5	5	1	3	12	16
4	CF PACHUCA	29	17	8	5	4	28	21	3	3	2	12	10	5	2	2	16	11
5	CLUB AMERICA	27	17	8	3	6	31	24	4	1	4	19	14	4	2	2	12	10
6	ATLAS FC	26	17	8	2	7	26	21	6	1	1	15	4	2	1	6	11	17
7	CLUB SANTOS LAGUNA	25	17	7	4	6	29	25	6	2	1	20	6	1	2	5	9	19
8	FC JUAREZ	25	17	6	7	4	21	21	5	2	1	14	8	1	5	3	7	13
9	UNIVERSIDAD NACIONAL AUTONOMA DE MEXICO	17	6	6	5	28	26	5	1	2	20	15	1	5	3	8	11	11
10	MAZATLAN FC	23	17	6	5	6	26	24	5	1	3	16	8	1	4	3	10	16
11	CLUB LEON	22	17	6	4	7	22	23	4	1	4	17	14	2	3	3	5	9
12	CLUB TIJUANA CALIENTE	17	5	7	5	25	28	5	3	1	16	8	0	4	4	9	20	
13	CRUZ AZUL	21	17	5	6	6	23	24	3	4	1	12	8	2	2	5	11	16
14	DEPORTIVO TOLUCA	20	17	5	7	19	19	2	3	4	10	11	3	2	3	9	8	
15	PUEBLA FC	18	17	5	3	9	21	23	4	2	2	17	6	1	7	4	17	
16	RAYADOS MONTERREY	16	17	3	7	7	17	28	2	4	2	11	11	1	3	5	6	17
17	G. BLANCOS QUERETARO	17	2	6	9	17	36	2	4	2	10	10	0	2	7	7	26	
18	ATLETICO SAN LUIS	7	17	0	7	10	15	31	0	4	5	9	16	0	3	5	6	15


		Moldova Girone A																
P	G	TOTALE				CASA				FUORI				P	S	Gf	Gs	
		P	S	Gf	Gs	V	P	S	Gf	Gs	V	P	S					Gf
1	VICTORIA	34	15	11	1	3	46	17	7	0	0	28	6	4	1	3	18	11
2	SHERIFF T2	32	15	10	2	3	38	10	7	1	0	24	4	3	1	3	14	6
3	SPERANTA DROCHIA	21	15	6	3	6	14	15	4	2	2	7	7	2	1	4	7	8
4	FC ISKRA RIBNITA	21	15	6	3	6	24	32	5	1	1	16	8	1	2	5	8	24
5	FCM UNGHENI	20	15	6	2	7	38	30	5	2	1	25	10	1	0	6	13	20
6	DINAMO AUTO	1	15	0	1	14	6	62	0	0	7	4	27	0	1	7	2	35

		Moldova Girone B																
P	G	TOTALE				CASA				FUORI				P	S	Gf	Gs	
		P	S	Gf	Gs	V	P	S	Gf	Gs	V	P	S					Gf
1	UNIVER	35	15	10	5	0	44	14	4	3	0	19	4	6	2	0	25	10
2	CSCT SAKSAN	35	15	10	5	0	44	14	4	3	0	19	4	6	2	0	25	10
3	SPORTING TRESTIENI	19	15	5	4	6	26	28	3	1	3	14	15	2	3	3	12	13
4	FC OLIMP COMRAT	17	15	4	5	6	19	24	2	2	3	11	13	2	3	3	8	11
5	FLACARA FALESTI	17	15	5	2	8	24	32	2	1	5	11	18	3	1	3	13	14
6	REAL SUCCES	4	15	1	1	13	14	44	0	1	7	4	24	1	0	6	10	20

		Montenegro																
P	G	TOTALE				CASA				FUORI				P	S	Gf	Gs	
		P	S	Gf	Gs	V	P	S	Gf	Gs	V	P	S					Gf
1	BUDUCNOST	54	30	15	9	6	56	34	9	4	2	32	16	6	5	4	24	18
2	DECIC	54	30	15	9	6	42	25	6	4	5	20	17	9	5	1	22	9
3	SUTJESKA	49	30	12	13	5	38	26	7	6	2	24	17	5	7	3	14	9
4	FK MORNAR	48	30	12	12	6	33	27	8	5	2	19	10	4	7	4	14	17
5	FK JEZERO PLAV	45	30	12	9	9	35	30	6	4	5	19	14	6	5	4	16	16
6	PETROVAC	38	30	8	14	8	32	31	5	8	2	18	14	3	6	6	14	17
7	FK ARSENAL	37	30	8	13	9	35	45	4	8	3	22	20	4	5	6	13	25
8	JEDINSTVO BIJELO POLJE	28	30	6	10	14	32	43	5	4	6	15	18	1	6	8	17	25
9	MLADOST DG	25	30	6	7	17	30	50	3	3	9	12	22	3	4	8	18	28
10	RUDAR	21	30	5	6	19	21	43	2	5	7	11	15	2	1	12	10	28

		Montenegro B																
P	G	TOTALE				CASA				FUORI				P	S	Gf	Gs	
		P	S	Gf	Gs	V	P	S	Gf	Gs	V	P	S					Gf
1	BOKELJ	65	29	19	8	2	55	21	11	4	0	33	11	8	4	2	22	10
2	OTRANT-OL. ULGINJ	63	29	18	9	2	44	17	9	5	1	22	9	4	1	1	22	8
3	PODGORICA	43	27	12	7	8	44	32	9	3	2	30	13	3	4	6	14	19
4	GRBALJ	42	29	11	9	9	38	37	8	2	4	23	19	3	7	5	15	18
5	LOVCEN	35	29	9	8	12	30	49	5	5	4	15	18	4	3	8	15	31
6	IGALO	34	29	9	7	13	33	33	4	3	7	15	17	5	4	6	18	16
7	ISKRA DANILOVGRAD	32	28	9	5	14	27	38	6	2	5	16	16	3	3	9	11	22
8	KOM	29	28	8	5	15	33	43	5	4	6	16	18	3	1	9	17	25
9	INTERN. PODGORICA	28	29	6	10	13	29	39	5	4	5	15	15	1	6	8	14	24
10	BERANE	21	29	5	6	18	27	51	2	5	8	15	24	3	1	10	12	27

		Portogallo Coppa di Lega Girone A																
P	G	TOTALE				CASA				FUORI				P	S	Gf	Gs	
		P	S	Gf	Gs	V	P	S	Gf	Gs	V	P	S					Gf
1	SP. BRAGA	4	2	1	1	0	4	2	0	1	0	1	1	1	0	0	3	1
2	CASA PIA	4	2	1	1	0	3	2	1	0	0	2	1	1	0	1	0	1
3	NACIONAL	0	2	0	0	2	5	0	0	1	1	3	0	0	1	1	2	2

		Myanmar A																
P	G	TOTALE				CASA				FUORI				P	S	Gf	Gs	
		P	S	Gf	Gs	V	P	S	Gf	Gs	V	P	S					Gf
1	SHAN UNITED	60	22	19	3	0	62	19	10	1	0	34	9	9	2	0	28	10
2	YANGON UNITED	51	22	16	3	3	57	13	8	2	1	33	6	8	1	2	24	7
3	HANTHARWADY UNITED	37	22	12	1	9	35	25	7	0	4	20	12	5	1	5	15	13
4	ISPE FC	32	22	9	5	8	38	31	5	2	4	22	14	4	3	4	16	17
5	DAGON FC	31	22	9	4	9	33	31	5	1	5	18	17	4	3	4	15	14
6	MYAWADY FC	31	22	9	4	9	34	38	5	2	4	22	20	4	2	5	12	18
7	SAGAING UNITED	30	22	8	6	8	28	37	5	4	13	19	9	3	2	6	15	28
8	RAKHINE UNITED	27	22	7	6	9	32	38	2	3								

			Norvegia III Div. Girone A																							
Pt	Pq	V	TOTALE												CASA						FUORI					
			P	S	Gf	Gs	V	P	S	Gf	Gs	V	P	S	Gf	Gs										
			P	S	Gf	Gs	V	P	S	Gf	Gs	V	P	S	Gf	Gs										
1	EGERSUNDS	62	26	19	5	2	73	21	9	4	0	45	11	10	1	2	28	10	10	1	2	28	10			
2	LYN	62	26	20	2	4	74	23	12	0	1	45	9	8	2	3	29	14	14	14	14	14	14			
3	ARENDAL	44	26	13	5	8	55	38	9	2	2	34	11	4	3	6	21	27	27	27	27	27	27			
4	NOTODDEN	39	26	11	6	9	41	38	7	3	3	24	11	4	3	6	17	27	27	27	27	27	27			
5	GRORUD	36	26	9	9	8	31	27	6	2	5	17	14	3	7	3	14	13	13	13	13	13	13			
6	KJELSAS	35	26	9	8	9	25	28	5	4	4	15	12	4	4	5	10	16	16	16	16	16	16			
7	ORN HORTEN	33	26	9	6	11	41	40	5	4	4	23	13	4	2	7	18	27	27	27	27	27	27			
8	BRATTVAAG	33	26	9	6	11	39	41	5	3	5	23	23	4	3	6	16	18	18	18	18	18	18			
9	FLEKKEROY	32	26	9	5	12	33	35	5	2	6	19	16	4	3	6	14	19	19	19	19	19	19			
10	VALERENGA 2	31	26	10	1	15	33	68	7	1	5	20	23	3	0	10	13	45	45	45	45	45	45			
11	V. HAUGESUND	27	26	7	6	13	33	47	4	3	6	22	22	3	3	7	11	25	25	25	25	25	25			
12	TRAEFF	26	26	7	5	14	31	64	3	3	7	16	29	4	2	7	15	35	35	35	35	35	35			
13	FRAM	25	26	6	7	13	37	57	5	4	4	18	19	1	3	9	19	38	38	38	38	38	38			
14	AALESUND 2	23	26	6	5	15	29	48	4	3	6	18	23	2	2	9	11	25	25	25	25	25	25			

			Norvegia IV Div. Girone D																							
Pt	Pq	V	TOTALE												CASA						FUORI					
			P	S	Gf	Gs	V	P	S	Gf	Gs	V	P	S	Gf	Gs										
			P	S	Gf	Gs	V	P	S	Gf	Gs	V	P	S	Gf	Gs										
1	TOENSBERG	71	26	23	2	1	89	13	12	1	0	45	5	11	1	1	44	8	8	8	8	8	8			
2	PORS GREN	64	26	20	4	2	70	30	10	3	0	31	12	10	1	2	39	18	18	18	18	18	18			
3	MANDALSKAMERATEN	64	26	14	5	7	55	31	6	4	3	28	16	8	1	4	27	15	15	15	15	15	15			
4	ODDS 2	40	26	12	4	10	60	48	6	2	5	35	24	6	2	5	25	24	24	24	24	24	24			
5	SPRINT JELOEY	38	26	12	2	12	58	40	7	2	4	38	17	5	0	8	20	23	23	23	23	23	23			
6	VINDBJART	38	26	10	8	8	58	49	6	3	4	34	28	4	5	4	24	21	21	21	21	21	21			
7	SANDEFJORD 2	35	26	10	5	11	55	59	8	2	3	33	24	2	3	8	22	35	35	35	35	35	35			
8	ASKOLLEN	34	26	11	1	14	53	72	9	0	4	37	30	2	1	10	16	42	42	42	42	42	42			
9	FREDRIKSTAD 2	31	26	9	4	13	43	45	6	1	6	24	14	3	3	7	19	31	31	31	31	31	31			
10	START 2	30	26	8	6	12	50	57	6	3	4	31	18	2	3	8	19	39	39	39	39	39	39			
11	MJOENDALEN 2	28	26	8	4	14	43	67	6	1	6	29	31	2	3	8	14	36	36	36	36	36	36			
12	HALSEN	26	26	7	5	14	44	63	5	3	5	25	28	2	2	9	19	35	35	35	35	35	35			
13	DONN	20	26	6	2	18	38	87	5	2	6	18	27	1	0	12	20	60	60	60	60	60	60			
14	RANDESUND	15	26	3	6	17	21	76	3	2	8	15	40	0	4	9	6	36	36	36	36	36	36			

			Norvegia III Div. Girone B																							
Pt	Pq	V	TOTALE												CASA						FUORI					
			P	S	Gf	Gs	V	P	S	Gf	Gs	V	P	S	Gf	Gs										
			P	S	Gf	Gs	V	P	S	Gf	Gs	V	P	S	Gf	Gs										
1	LEVANGER	70	26	22	4	0	74	17	9	4	0	40	11	13	0	0	34	6	6	6	6	6	6			
2	TROMSDALEN	50	26	15	5	6	56	29	9	2	2	34	18	6	3	4	22	21	21	21	21	21	21			
3	SOTRA SK	45	26	12	9	5	43	30	9	3	1	23	10	3	6	4	20	20	20	20	20	20	20			
4	STROMMEN	45	26	14	3	9	39	35	9	3	1	24	15	5	2	6	15	20	20	20	20	20	20			
5	ULL KISA	42	26	11	8	7	43	34	5	5	3	23	22	6	3	4	20	12	12	12	12	12	12			
6	ALTA	39	26	12	3	11	51	53	8	3	2	29	15	4	0	9	22	38	38	38	38	38	38			
7	STJORDALS BLINK	38	26	10	8	8	54	42	5	4	4	28	23	5	4	4	26	19	19	19	19	19	19			
8	KVIK HALDEN	31	26	9	4	13	43	51	7	2	4	30	24	2	2	9	13	27	27	27	27	27	27			
9	BRANN 2	28	26	7	7	12	52	65	3	4	6	30	34	4	3	6	22	35	35	35	35	35	35			
10	JUNKEREN	27	26	6	9	11	40	54	3	3	7	16	24	3	6	4	24	30	30	30	30	30	30			
11	GJOEVIK-LYN	26	26	7	9	10	37	50	6	4	3	23	19	1	5	7	14	31	31	31	31	31	31			
12	BAERUM	26	26	7	5	14	44	61	4	3	6	26	28	3	2	8	18	33	33	33	33	33	33			
13	STROEMSGODSET 2	20	26	5	5	16	35	57	4	1	8	23	27	1	4	8	12	30	30	30	30	30	30			
14	ULLERN	13	26	2	7	17	26	59	2	4	7	12	20	0	3	10	14	39	39	39	39	39	39			

			Norvegia IV Div. Girone E																							
Pt	Pq	V	TOTALE												CASA						FUORI					
			P	S	Gf	Gs	V	P	S	Gf	Gs	V	P	S	Gf	Gs										
			P	S	Gf	Gs	V	P	S	Gf	Gs	V	P	S	Gf	Gs										
1	STRINDHEIM	69	26	23	0	3	88	25	12	0	1	41	6	11	0	2	47	19	19	19	19	19	19			
2	NARDO	61	26	20	1	5	83	23	12	1	0	56	8	8	0	5	27	15	15	15	15	15	15			
3	RANA	61	26	20	1	5	79	30	13	0	0	40	12	7	1	5	39	18	18	18	18	18	18			
4	BYAENSEN	58	26	18	4	4	84	30	9	3	1	44	11	9	1	3	40	19	19	19	19	19	19			
5	TILLER	35	26	10	5	11	43	41	6	4	3	22	18	4	1	8	21	23	23	23	23	23	23			
6	ORKLA	34	26	10	4	12	56	74	6	1	6	36	38	4	3	6	20	36	36	36	36	36	36			
7	KRISTIANSDAL BK 2	33	26	10	3	13	45	57	6	2	5	26	28	4	1	8	19	29	29	29	29	29	29			
8	MOSJOEN IL	32	26	10	2	14	48	66	8	0	5	33	27	2	2	9	15	39	39	39	39	39	39			
9	ROSENBOG 2	30	26	9	3	14	54	57	6	0	7	32	24	3	3	7	22	33	33	33	33	33	33			
10	BODOE/GLIMT 2	29	26	8	5	13	53	60	6	3	4	42	22	2	2	9	11	38	38	38	38	38	38			
11	VERDAL	27	26	8	3	15	34	51	5	0	8	19	27	3	3	7	15	24	24	24	24	24	24			
12	STEINKJER	26	26	8	2	16	42	81	4	1	8	22	30	4	1	8	20	51	51	51	51	51	51			
13	TROENDER-LYN	22	26	6	4	16	45	72	2	4	7	21	34	4	0	9	24	38	38	38	38	38	38			
14	KOLSTAD	10	26	3	1	22	27	114	3	0	10	14	48	0	1	12	13	66	66	66	66	66	66			

			Norvegia IV Div. Girone A																							
Pt	Pq	V	TOTALE												CASA						FUORI					
			P	S	Gf	Gs	V	P	S	Gf	Gs	V	P	S	Gf	Gs										
			P	S	Gf	Gs	V	P	S	Gf	Gs	V	P	S	Gf	Gs										
1	LYSEKLOSTER	70	26	23	1	2	72	23	12	0	1	41	8	11	1	1	31	15	15	15	15	15	15			
2	FRIGG OSLO	56	26	18	2	6	98	45	9	1	3	54	19	9	1	3	44	26	26	26	26	26	26			
3	FANA	51	26	16	3	7	69	40	9	2	2	44	18	7	1	5	25	22	22	22	22	22	22			
4	OS	48	26	14	6	6	69	46	7	3	3	40	24	7	3	3	29	22	22	22	22	22	22			
5	SANDVIKEN	44	26	13	5	8	63	42	8	1	4	40	24	5	4	4	23	18	18	18	18	18	18			
6	GJELLERAASEN	42	26	12	6	8	57	41	7	4	2	33	19	5	2	6	24	22	22	22	22	22	22			
7	SKJETTEN	38	26	11	5	10	36	47	7	2	4	21	23	4	3	6	15	24	24	24	24	24	24			
8	STABAEK 2	34	26	9	7	10	50	55	6																	



Il gioco può causare dipendenza
Consulta la probabilità di vincita su www.adm.gov.it
E' vietato il gioco ai minori di anni 18

Olanda A table with columns: Pt, P, S, Gf, Gs, V, P, S, Gf, Gs, FUORI. Rows include PSV, FEYENOORD, TWENTE, AZ, AJAX, NEC, UTRECHT, GA EAGLES, SPARTA, HEERENVEEN, F.SITTARD, ALMERE CITY, ZWOLLE, HERACLÉS, EXCELSIOR, RKC WAALWIJK, VOLendam, VITESSE.

Olanda B table with columns: Pt, P, S, Gf, Gs, V, P, S, Gf, Gs, FUORI. Rows include WILLEM II, RODA, FC GRONINGEN, DORDRECHT, DEN HAAG, DE GRAAFSCH., NAC, MAASTRICHT, AZ ALKMAAR, CAMBUUR, VENLO, EMMEN, HELMOND, JONG AJAX, EINDHOVEN, TELSTAR, OSS, JONG PSV, DEN BOSCH, UTRECHT II.

Olanda C table with columns: Pt, P, S, Gf, Gs, V, P, S, Gf, Gs, FUORI. Rows include SPAKENBURG, TREFFERS GROESBEE, QUICK BOYS, KATWIJK, GVVV, AMSTERDAM, ALMERE CITY, SPARTA, KONINKLIJKE HFC, ACV ASSEN, HARDENBERG, ADO '20, RIJNSBURGSE, NOORDWIJK, SSV SCHEVENINGEN, EXCELSIOR M., KOZAKKEN BOYS, LISSE.

Olanda Femm. table with columns: Pt, P, S, Gf, Gs, V, P, S, Gf, Gs, FUORI. Rows include TWENTE, AJAX, PSV, F.SITTARD, DEN HAAG, UTRECHT, PEC ZWOLLE, FEYENOORD, AZ ALKMAAR, HEERENVEEN, TELSTAR VVNH, EXCELSIOR.

Oman table with columns: Pt, P, S, Gf, Gs, V, P, S, Gf, Gs, FUORI. Rows include AL SEEB, AL NAHDA, SOHAR, OMAN, AL NASSR, IBRI, AL SHABAB, DHOFAR, AL-RUSTAQ, SUR, BAHLA, AL-WEHDA.

Palestina B table with columns: Pt, P, S, Gf, Gs, V, P, S, Gf, Gs, FUORI. Rows include ITTIHAD SHOJAEYYA, KHADAMAT RAFAH, ITTIHAD KHANYOUNIS, KHADAMAT AL SHATE, SHABAB RAFAH, SHABAB JABALIA, AHLI GAZA, SHABAB KHANYOUNIS, AL SADAKA, EL RIYADI, ITTIHAD BEIT HANOUN, HILAL GAZA.

Palestina West Bank table with columns: Pt, P, S, Gf, Gs, V, P, S, Gf, Gs, FUORI. Rows include SH. DHARIYA, THAGAFI TULKAREM, MARKEZ BALATA, SHABAB AL KHALEEL, JABAL EL MOKABER, HILAL AL-QUDS, WADI AL-NES, SHABAB ALOBAIDEYA, SHABAB ALSAMU, MASAET AL BIREH, AHLI AL KHALIL, AL SAWAHREH.

Paraguay A table with columns: Pt, P, S, Gf, Gs, V, P, S, Gf, Gs, FUORI. Rows include LIBERTAD, CERRO PORTENO, CLUB OLIMPIA, CS 2 DE MAYO, SPORT. LUQUENO, CLUB GUARANÍ, SPORTIVO AMELIANO, CLUB GENERAL CABA, SOL DE AMERICA, TACUARY, NACIONAL, SP. TRINIDENSE.

Paraguay B table with columns: Pt, P, S, Gf, Gs, V, P, S, Gf, Gs, FUORI. Rows include SOL DE AMERICA, CS 2 DE MAYO, INDEPENDIENTE, CD RECOLETA, FERNANDO DE LA MORA, RUBIO NU, DEP. SANTANI, DEPORTIVO CARAPEGUÁ, PASTOREO FC, SAN LORENZO, CS DE FEBRERO, COLEGALES, M. LEDESMA, 24 DE SETIEMBRE, ATYRA, 12 DE OCTUBRE.

Peru table with columns: Pt, P, S, Gf, Gs, V, P, S, Gf, Gs, FUORI. Rows include SPORTING CRISTAL, UNIVERSITARIO, ALIANZA LIMA, MELGAR, CIENCIANO, CUSCO, COMERCIANTES UN., AD TARMA, ATLETICO GRAU, SPORT HUANCAYO, UTC CAJAMARCA, ALIANZA ATLETICO, SPIONT BOYS, CESAR VALLEJO, LOS CHANKAS CYC, DEPORTIVO GARCILASO, CARLOS MANNUCCI, UNION COMERCIO.

Portogallo Coppa di Lega Girone C table with columns: Pt, P, S, Gf, Gs, V, P, S, Gf, Gs, FUORI. Rows include SP. LISBONA, FARENSE, TONDELA.

Peru B

	TOTALE											CASA					FUORI				
	Pt	Pg	V	P	S	Gf	Gs	V	P	S	Gf	Gs	V	P	S	Gf	Gs				
1 COMERCIANTES UN.	63	26	20	3	3	54	22	11	2	0	27	8	9	1	3	27	14				
2 LOS CHANKAS CYC	53	26	16	5	5	72	25	12	1	0	53	8	4	4	5	19	17				
3 ALIANZA HUANUCO	51	26	15	6	5	43	25	9	2	2	24	11	6	4	3	19	14				
4 LLACUABAMBA	46	26	13	7	6	44	31	8	4	1	25	11	5	3	5	19	20				
5 SANTOS	42	26	12	6	8	32	24	11	1	1	24	5	1	5	7	8	19				
6 COMERCIANTES	39	26	11	6	9	27	26	9	4	0	21	7	2	2	9	6	19				
7 SAN MARTIN	36	26	10	6	10	34	30	7	1	5	19	15	3	5	5	15	15				
8 DEP. COOPSO	36	26	10	6	10	30	29	7	3	3	18	9	3	3	7	12	20				
9 JUAN AURICH	31	26	7	10	9	23	27	4	7	2	10	9	3	3	7	13	18				
10 ALFONSO UGARTE PUNO	27	26	6	9	11	36	44	6	4	3	27	16	0	5	8	9	28				
11 UNION HUARAL	24	26	5	9	12	22	34	2	6	5	14	21	3	3	7	8	13				
12 AYACUCHO	23	26	5	8	13	37	50	4	4	5	21	19	1	4	8	16	31				
13 PIRATA	21	26	5	6	15	22	59	4	4	5	16	19	1	2	10	6	40				
14 CARLOS STEIN	8	26	1	5	20	26	76	1	3	9	14	31	0	2	11	12	45				

Polonia III Div.

	TOTALE											CASA					FUORI				
	Pt	Pg	V	P	S	Gf	Gs	V	P	S	Gf	Gs	V	P	S	Gf	Gs				
1 POGON SIEDLCE	49	28	13	10	5	46	35	7	6	1	23	14	6	4	4	23	21				
2 KKS KALISZ	47	28	13	8	7	41	26	7	4	3	23	12	6	4	4	18	14				
3 KOTWICA KOLOBRZEG	46	28	13	7	8	53	40	7	2	5	21	15	6	5	3	32	25				
4 CHOJNICE	42	28	11	9	8	36	33	6	6	2	20	13	5	3	6	16	20				
5 LKS LODZ II	40	28	11	7	10	42	38	7	3	4	23	17	4	4	6	19	21				
6 POLONIA B.	40	28	10	10	8	40	39	7	6	1	28	21	3	4	7	12	18				
7 STEZYCA	40	28	10	10	8	36	36	5	6	3	21	16	5	4	5	15	20				
8 STAL STALOWA WOLA	40	28	11	7	10	33	34	9	2	3	24	13	2	5	7	9	21				
9 ZAGLIEBIE II	39	28	11	6	11	42	39	7	3	3	22	12	4	3	8	20	27				
10 HUTNIK CRACOVIA	39	28	10	9	9	38	38	6	5	3	24	18	4	4	6	14	20				
11 LECH II	37	28	10	7	11	33	41	6	2	6	16	23	4	5	5	17	18				
12 SKRA	36	28	9	9	10	33	32	6	4	4	17	12	3	5	6	16	20				
13 OLIMPIA ELBLAG	34	28	9	7	12	31	39	7	3	4	21	17	2	4	8	10	22				
14 WISLA PULAWY	33	28	7	12	9	42	43	5	6	4	24	20	2	6	5	18	23				
15 JAZTRZEBIE	33	28	8	9	11	33	38	7	4	3	22	16	1	5	8	11	22				
16 OL. GROSZADZ	30	28	7	9	12	29	36	5	4	5	17	14	2	5	7	12	22				
17 STOMIL OLSZTYN	29	28	8	5	15	24	33	6	3	5	15	13	2	2	10	9	20				
18 SANDECJA	28	28	7	7	14	29	41	4	5	5	16	18	3	2	9	13	23				

Peru Femm.

	TOTALE											CASA					FUORI				
	Pt	Pg	V	P	S	Gf	Gs	V	P	S	Gf	Gs	V	P	S	Gf	Gs				
1 UNIVERSITARIO	39	13	13	0	0	62	4	7	0	0	37	2	6	0	0	25	2				
2 CLUB ALIANZA LIMA	31	12	10	1	1	51	3	6	0	0	40	2	4	1	1	11	1				
3 CARLOS A MANUCCI	30	13	10	0	3	29	14	6	0	1	19	6	4	2	10	8					
4 SPORTING CRISTAL	24	12	7	3	2	27	11	5	0	1	19	4	2	3	1	8	7				
5 DEP. MUNICIPAL	22	13	7	1	5	23	24	5	1	1	15	8	2	0	4	8	16				
6 AD CANTOLAO	21	13	6	3	4	16	11	2	3	2	4	6	4	0	2	12	5				
7 DEFENSORES ILCAN	20	12	6	2	4	19	21	3	1	2	9	12	3	1	2	10	9				
8 FC MELGAR	17	13	5	2	6	19	37	3	1	2	13	16	2	1	4	6	21				
9 SP VICTORIA IQUITOS	13	13	4	1	8	18	20	2	1	4	9	11	2	0	4	9	9				
10 ATLETICO TRUJILLO	12	13	4	0	9	20	45	3	0	3	10	12	1	0	6	10	33				
11 AYACUCHO	10	12	2	4	6	16	31	1	2	3	8	10	1	2	3	8	21				
12 FC KILLAS	9	13	2	3	8	14	28	2	1	3	9	7	0	2	5	5	21				
13 CESAR VALLEJO	6	13	1	3	9	11	30	1	1	4	8	14	0	2	5	3	16				
14 SAN MARTIN	1	13	0	1	12	5	51	0	1	5	3	17	0	0	7	2	34				

Polonia IV Div. Girone A

	TOTALE											CASA					FUORI				
	Pt	Pg	V	P	S	Gf	Gs	V	P	S	Gf	Gs	V	P	S	Gf	Gs				
1 GKS POGON	54	25	16	6	3	65	22	10	1	1	36	7	6	5	2	29	15				
2 LEGIA VARSAVIA II	52	25	15	7	3	56	25	12	0	1	35	7	3	7	2	21	18				
3 BELCHATOW	45	25	13	6	6	46	31	8	4	1	26	9	5	2	5	20	22				
4 PELIKAN LOWICZ	45	25	13	6	6	42	19	9	3	3	32	10	4	3	4	10	9				
5 SKIERNIEWICE	43	25	12	7	6	48	34	4	4	2	20	17	8	3	4	28	17				
6 NOWY DWOR	40	25	10	5	10	54	36	4	6	3	25	17	6	4	2	23	19				
7 TOMASZOW MAZOWIEC	38	25	10	8	7	39	38	6	2	4	23	19	4	6	3	16	19				
8 BRON RADOM	35	25	9	8	8	28	32	6	4	4	16	8	3	4	5	12	24				
9 WIKIELEC	31	25	7	10	8	26	33	4	5	4	14	12	3	5	4	12	21				
10 ZAMBROW	30	25	7	9	9	37	34	4	5	4	26	21	3	4	5	11	13				
11 SULEJOWEK	30	25	8	6	11	30	37	3	5	4	11	11	5	1	7	19	26				
12 WARTA SIERADZ	28	25	8	4	13	29	37	4	2	6	17	18	4	2	7	12	19				
13 LOMZA	27	25	7	6	12	29	41	5	2	5	19	18	2	4	7	10	23				
14 JAGIELLONIA II B.	27	25	7	6	12	34	43	4	4	5	22	21	3	2	7	12	22				
15 MKS MLANIANKA MLA	26	25	6	8	11	29	36	4	3	5	20	15	2	5	6	9	21				
16 CONCORDIA ELBLAG	24	25	6	6	13	33	59	4	6	3	20	17	2	0	10	13	42				
17 LEGIONOWO	21	25	6	3	16	28	52	4	1	8	18	26	2	2	8	10	26				
18 PILICA BIALOBRZEGI	18	25	4	6	15	24	62	1	4	7	10	28	3	2	8	14	34				

Polonia A

	TOTALE											CASA					FUORI				
	Pt	Pg	V	P	S	Gf	Gs	V	P	S	Gf	Gs	V	P	S	Gf	Gs				
1 BIALYSTOK	52	28	15	7	6	64	38	10	2	2	38	14	5	5	4	26	24				
2 SLASK WROCLAW	50	28	14	8	6	38	26	7	4	3	19	11	7	4	3	19	15				
3 LECH POZNAN	48	28	13	9	6	40	32	9	3	2	27	12	4	6	4	13	20				
4 POGON	47	28	14	5	9	54	32	7	2	5	33	23	7	3	4	21	9				
5 CZESTOCHOWA	46	28	12	10	6	50	31	9	5	0	30	7	3	5	6	20	24				
6 LEGIA VARSAVIA	46	28	12	10	6	43	33	7	5	2	24	13	5	5	4	19	20				
7 GORNIK ZABRZE	45	28	13	6	9	38	32	8	3	3	17	11	5	3	6	21	21				
8 WIDZEW	39	28	11	6	11	36	36	9	0	5	19	16	2	6	6	17	20				
9 STAL MIELEC	38	28	10	8	10	33	34	7	5	2	21	12	3	3	8	12	22				
10 RADOMIK RADOM	35	28	9	8	11	34	43	4	5	5	16	19	5	3	6	18	24				
11 ZAGLIEBIE LUBIN	35	28	9	8	11	30	41	5	5	4	14	15	4	3	7	16	26				
12 CRACOVIA	32	28	6	14	8	38	39	3	7	4	25	24	3	7	4	13	15				
13 PIASK GLIWICE	32	28	6	14	8	28	32	5	6	3	18	14	1	8	5	10	18				
14 WARTA POZNAN	31	28	7	10	11	26	33	3	5	6	10	14	4	5	5	16	19				
15 PUSZCZA NIEPOL.	29	28	6	11	11	34	46	5	7	2	20	19	1	4	9	14	27				
16 KORONA KIELCE	27	28	5	12	11	30	38	4	7	3	21	19	1	5	8	9	19				
17 LODZ	21	28	5	6	17	26	58	4	5	5	17	26	1	1	12	9	32				
18 CHORZOW	20	28	2	14	12	29	47	2	7	5	15	18	0	7	7	14	29				

Polonia IV Div. Girone B

	TOTALE											CASA					FUORI				
	Pt	Pg	V	P	S	Gf	Gs	V	P	S	Gf	Gs	V	P	S	Gf	Gs				
1 SWIT SKOLWIN	58	25	18	4	3	48	12	11	1	0	33	5	7	3	3	15	7				
2 ELANA TORUN	48	25	14	6	5	38	17	10	1	2	22	5	4	5	3	16	12				
3 ZAWISZA BYDGOSZCZ	44	25	13	5																	

Polonia IV Div. Girone D																		
	TOTALE						CASA						FUORI					
	Pt	Pg	V	P	S	Gf	Gs	V	P	S	Gf	Gs	V	P	S	Gf	Gs	
1 WIECZYSTA KRAKOW	60	25	19	3	3	70	23	11	1	0	46	8	8	2	3	24	15	
2 SIARKA TARNOBRZEG	50	25	15	5	5	48	22	10	1	1	29	9	5	4	4	19	13	
3 STAR STARACHOWICE	46	25	14	4	7	40	21	8	2	2	25	5	6	2	5	15	16	
4 AVIA SWIDNIK	43	25	13	4	8	46	29	7	1	5	23	13	6	3	3	23	16	
5 P. BIALA PODLASKA	42	25	11	9	5	38	22	6	3	4	21	14	5	6	1	17	8	
6 KSZO OSTROWIEC	41	25	12	5	8	40	29	6	4	3	28	17	6	1	5	12	12	
7 CHELMIANKA CHELM	39	25	12	3	10	45	45	5	2	6	17	22	7	1	4	28	23	
8 WISLANIE JASKOWICE	35	25	10	5	10	40	32	4	4	5	17	13	6	1	5	23	19	
9 UNIA TARNOW	35	25	10	5	10	42	40	7	2	4	27	16	3	3	6	15	24	
10 GARBARNIA KRAKOW	32	25	8	8	9	38	43	6	3	4	24	20	2	5	5	14	23	
11 SWIDNICZANKA SWIDNIK	31	25	8	7	10	32	39	3	5	4	18	22	5	2	6	14	17	
12 CZARNI POLANIEC	30	25	7	9	9	41	44	5	4	3	29	19	2	5	6	12	25	
13 WIAZOWNICA	28	25	7	7	11	36	59	3	4	6	19	28	4	3	5	17	31	
14 WISLOKA DEBICA	27	25	6	9	10	29	42	2	5	5	11	17	4	4	5	18	25	
15 ORLETA RADZYN	23	25	5	8	12	26	42	2	4	7	7	19	3	4	5	19	23	
16 PODHALY NOWY T.	22	25	4	10	11	25	33	1	4	7	11	22	3	6	4	14	11	
17 KARPATY KROSNO	19	25	4	7	14	17	49	1	4	7	8	17	3	3	7	9	32	
18 SOKOL SIENIAWA	17	25	5	2	18	25	64	2	2	8	11	26	3	0	10	14	38	

Polonia U19																		
	TOTALE						CASA						FUORI					
	Pt	Pg	V	P	S	Gf	Gs	V	P	S	Gf	Gs	V	P	S	Gf	Gs	
1 LECH POZKAN	50	23	15	5	3	49	26	9	3	0	29	11	6	2	3	20	15	
2 LEGIA VARSAVIA	45	23	14	3	6	58	35	10	0	1	36	11	4	3	5	22	24	
3 ZAGLEBIE LUBIN	41	23	13	2	8	44	32	6	1	4	27	17	7	1	4	17	15	
4 ZABRZE	40	22	12	4	6	46	34	8	1	2	30	11	4	3	4	16	23	
5 WARTA POZKAN	40	22	13	1	8	64	44	8	0	2	38	17	5	1	6	26	27	
6 POLONIA VARSAVIA	38	23	10	8	5	39	29	5	3	4	20	14	5	5	1	19	15	
7 ARKA GDYNIA	37	23	12	1	10	49	36	9	0	3	36	13	3	1	7	13	23	
8 CRACOVIA KR.	32	23	9	5	9	48	52	5	3	4	29	23	4	2	5	19	29	
9 JAGIELLONIA	32	23	9	5	9	47	40	6	1	4	23	14	3	4	5	24	26	
10 POGON SZCZECIN	29	23	7	8	8	43	44	4	4	3	21	19	3	4	5	22	25	
11 RAKOW CZESTOCHOWA	24	23	7	3	13	35	41	4	3	5	20	18	3	0	8	15	23	
12 WISLA CRACOVIA	23	23	5	8	10	39	56	2	5	5	21	30	3	3	5	18	26	
13 MKS KORONA KIELCE	23	23	6	5	12	33	46	5	3	3	16	13	1	2	9	17	33	
14 ODR A OPOLE	22	23	6	4	13	29	54	3	3	6	18	25	3	1	7	11	29	
15 WIDZEW LODZ	19	23	5	4	14	34	60	4	3	4	19	25	1	1	10	15	35	
16 SANDECJA	19	23	5	4	14	32	60	4	2	6	21	24	1	2	8	11	36	

Portogallo A																		
	TOTALE						CASA						FUORI					
	Pt	Pg	V	P	S	Gf	Gs	V	P	S	Gf	Gs	V	P	S	Gf	Gs	
1 SP. LISBONA	77	29	25	2	2	84	27	14	0	0	48	11	11	2	2	36	16	
2 BENFICA	70	29	22	4	3	65	23	13	2	0	40	6	9	2	3	25	17	
3 PORTO	59	29	18	5	6	53	23	10	3	2	31	10	8	2	4	22	13	
4 SP. BRAGA	59	29	18	5	6	61	40	8	3	3	27	15	10	2	3	34	25	
5 V. GUIMARAES	57	29	17	6	6	45	29	10	2	3	28	15	7	4	3	17	14	
6 MOREIRENSE	43	29	12	7	10	30	33	6	4	4	17	16	6	3	6	13	17	
7 AROUCA	43	29	13	4	12	50	39	7	2	6	25	23	6	2	6	25	16	
8 FAMILICAO	35	29	8	11	10	31	36	5	5	4	16	17	3	6	6	15	19	
9 CASA PIA	32	29	8	8	13	29	41	2	5	7	6	14	6	3	6	23	27	
10 FARENSE	31	29	8	7	14	38	41	5	4	5	19	15	3	3	9	19	26	
11 RIO AVE	30	29	5	15	9	31	37	5	6	3	21	17	0	9	6	10	20	
12 BOAVISTA	29	29	7	8	14	34	55	4	5	5	17	26	3	3	9	17	29	
13 ESTORIL	29	29	8	5	16	43	50	7	1	7	24	17	1	4	9	19	33	
14 GIL VICENTE	28	29	7	7	15	36	48	5	6	4	24	20	2	1	11	12	28	
15 E. AMADORA	28	29	6	10	13	31	45	5	3	7	21	24	1	7	6	10	21	
16 PORTIMONENSE	27	29	7	6	16	32	62	3	5	7	16	27	4	1	9	16	35	
17 CHAVES	22	29	5	7	17	28	60	3	3	8	19	31	2	4	9	9	29	
18 VIZELA	21	29	4	9	16	28	60	2	4	9	15	31	2	5	7	13	29	

Portogallo B																		
	TOTALE						CASA						FUORI					
	Pt	Pg	V	P	S	Gf	Gs	V	P	S	Gf	Gs	V	P	S	Gf	Gs	
1 SANTA CLARA	60	29	17	9	3	39	17	9	2	3	20	8	8	7	0	19	9	
2 AVS FUTEBO SAD	59	29	19	2	8	43	28	9	1	4	17	10	10	1	4	26	18	
3 NACIONAL	56	29	16	8	5	51	31	10	3	1	32	13	6	5	4	19	18	
4 MARITIMO MADEIRA	51	29	14	9	6	42	24	6	6	3	21	11	8	3	3	21	13	
5 TONDELA	45	29	11	12	6	41	36	6	4	5	20	19	5	8	1	21	17	
6 P. FERREIRA	44	29	12	8	9	34	26	8	3	4	23	12	4	5	5	11	14	
7 TORREENSE	41	29	11	8	10	35	30	6	4	4	19	12	5	4	6	16	18	
8 PORTO B	40	29	11	7	11	44	37	6	3	6	23	21	5	4	5	21	16	
9 CD MAFRA	39	29	10	9	10	33	32	5	5	14	14	5	4	5	19	18		
10 AC. VISEU	38	29	8	14	7	31	30	5	7	2	16	12	3	7	5	15	18	
11 BENFICA B	37	29	10	7	12	36	38	5	4	6	16	17	5	3	6	20	21	
12 LEIRIA	36	29	9	9	11	38	35	6	6	3	25	19	3	3	8	13	16	
13 PENAFIEL	34	29	10	4	15	26	34	7	2	5	18	15	3	2	10	8	19	
14 LEIXOES	31	29	6	13	10	23	32	1	9	5	9	15	5	4	5	14	17	
15 OLIVEIRENSE	30	29	7	9	13	29	43	3	5	6	18	22	4	4	7	11	21	
16 FEIRENSE	26	29	7	5	17	25	42	6	2	6	16	18	1	3	11	9	24	
17 BELENENSES	23	29	5	8	16	22	48	4	4	7	12	20	1	4	9	10	28	
18 VILAVERDENSE	21	29	6	3	20	24	53	4	2	8	14	25	2	1	12	10	28	

Portogallo C Girone B																		
	TOTALE						CASA						FUORI					
	Pt	Pg	V	P	S	Gf	Gs	V	P	S	Gf	Gs	V	P	S	Gf	Gs	
1 ACADEMICA	32	18	9	5	4	27	17	3	4	2	10	7	6	1	2	17	10	
2 ATLETICO CP	31	18	8	7	3	28	19	6	1	2	13	7	2	6	1	15	12	
3 FC ALVERCA SAD	31	18	9	4	5	27	19	5	3	1	13	6	4	1	4	14	13	
4 SP. COVILHA	30	18	8	6	4	32	21	5	2	2	16	11	3	4	2	16	10	
5 SPORTING LISBONA B	30	18	9	3	6	24	20	6	1	2	15	9	3	2	4	9	11	
6 CALDAS	29	18	8	5	5	31	26	4	3	2	14	12	4	2	3	17	14	
7 OLIVEIRA DO HOSPITAL	20	18	5	5	8	15	21	2	4	3	8	14	3	1	5	7	7	
8 AMORA FC	18	18	4	6	8	21	24	2	3	4	11	14	2	3	4	10	10	
9 PERO PINHEIRO	13	18	3	4	11	16	37	2	2	5	12	19	1	2	6	4	18	
10 1 DEZEMBRO	11	18	2	5	11	11	28	1	2	6	6	15	1	3	5	5	13	

Portogallo D Girone A																		
	TOTALE						CASA						FUORI					
	Pt	Pg	V	P	S	Gf	Gs	V	P	S	Gf	Gs	V	P	S	Gf	Gs	
1 LIMIANOS	45	26	12	9	5	35	27	6	3	4	18	15	6	6	1	17	12	
2 PEVIDEM	44	26	11	11	4	31	22	7	5	1	20	12	4	6	3	11	10	
3 TIRSENSE	43	26	12	7	7	37	24	8	4	1	18	4	4	3	6	19	20	
4 CAMACHA	38	26	11	5	10	36	30	7	1	5	18	14	4	4	5	18	16	

Portogallo U19 Girone A

	TOTALE				CASA				FUORI								
	Pt	Pg	V	P	S	Gf	Gs	V	P	S	Gf	Gs	V	P	S	Gf	Gs
1 PORTO	53	22	17	2	3	58	22	8	1	2	34	13	9	1	1	24	9
2 SP. BRAGA	43	22	13	4	5	40	26	8	2	1	26	10	5	2	4	14	16
3 V.GUIMARAES	39	22	12	3	7	34	26	5	2	4	15	12	7	1	3	19	14
4 FAMILICAO	38	22	10	8	4	31	17	5	3	3	16	7	5	5	1	15	10
5 GIL VICENTE	33	22	9	6	7	37	29	6	1	4	21	11	3	5	3	16	18
6 RIO AVE	31	22	9	4	9	27	25	7	2	2	15	6	2	2	7	12	19
7 PACOS FERREIRA	28	22	8	4	10	34	34	5	2	4	24	16	3	2	6	10	28
8 BOAVISTA	25	22	7	4	11	30	35	3	4	4	16	17	4	0	7	14	18
9 CHAVES	22	22	6	4	12	22	33	3	2	6	14	15	3	2	6	8	18
10 VIZELA	22	22	6	4	12	28	44	4	1	6	18	21	2	3	6	10	23
11 LUSITANIA FC	20	22	5	5	12	20	51	3	3	5	11	14	2	2	7	9	37
12 MARITIMO	15	22	3	6	13	21	40	1	4	6	11	19	2	2	7	10	21

Portogallo U19 Girone B

	TOTALE				CASA				FUORI								
	Pt	Pg	V	P	S	Gf	Gs	V	P	S	Gf	Gs	V	P	S	Gf	Gs
1 BENFICA	55	22	18	1	3	61	17	9	1	1	37	10	9	0	2	24	7
2 SP. LISBONA	47	22	14	5	3	42	22	7	3	1	23	8	7	2	4	19	14
3 SPORTING CLUBE FAR	43	22	10	7	5	25	22	7	3	1	16	7	3	4	4	9	15
4 AC. VISEU	35	22	10	5	7	42	38	5	2	4	20	18	5	3	3	22	20
5 BELENENSES	33	22	9	6	7	26	24	6	2	3	16	11	3	4	4	10	13
6 SC BEIRA-MAR	30	22	9	3	10	38	37	4	2	5	19	17	5	1	5	19	20
7 TORREENSE	29	22	8	5	9	21	26	5	2	4	12	11	3	3	5	9	15
8 ALVERCA	27	22	6	9	7	30	33	4	4	3	16	15	2	5	4	14	18
9 V.SETUBAL	25	22	6	7	9	30	33	5	2	4	20	15	1	5	5	10	18
10 LUSITANIA	20	22	5	5	12	22	33	3	3	5	8	12	2	3	6	10	23
11 ACADEMICA COIMBRA	13	22	3	4	15	22	46	2	3	6	12	18	1	1	9	10	28
12 ESTORIL	13	22	2	7	13	23	51	2	5	4	19	22	0	2	9	4	29

Portogallo U23 Girone A

	TOTALE				CASA				FUORI								
	Pt	Pg	V	P	S	Gf	Gs	V	P	S	Gf	Gs	V	P	S	Gf	Gs
1 VIZELA	28	14	8	4	2	25	13	4	2	1	13	6	4	2	1	12	7
2 FAMILICAO	23	14	5	8	1	20	18	3	4	0	10	7	2	4	1	10	11
3 GIL VICENTE	22	14	6	4	4	22	18	3	1	3	13	12	3	3	1	9	6
4 TORREENSE	21	14	5	6	3	17	19	3	3	1	8	8	2	3	2	9	11
5 SP. BRAGA	5	4	1	2	1	7	1	0	1	4	4	0	2	0	3	3	3
6 ACADEMICO VISEU	17	14	5	2	7	20	23	4	2	1	14	8	1	0	6	15	5
7 LEIXOES	13	14	4	1	9	16	20	3	0	4	9	8	1	1	5	7	12
8 RIO AVE	8	14	2	2	10	12	22	2	1	4	8	10	0	1	6	4	12

Portogallo U23 Girone B

	TOTALE				CASA				FUORI								
	Pt	Pg	V	P	S	Gf	Gs	V	P	S	Gf	Gs	V	P	S	Gf	Gs
1 ESTORIL	31	14	9	4	1	32	23	5	2	0	18	11	4	2	1	14	12
2 E. AMADORA	22	14	6	4	4	18	16	3	2	2	8	8	3	2	2	10	8
3 SPORTING	21	14	5	6	3	26	15	3	3	1	15	6	2	3	2	11	9
4 BENFICA	19	14	5	4	5	32	26	4	2	1	19	9	1	2	4	13	17
5 FARENSE	19	14	4	7	3	21	22	2	4	1	12	12	2	3	2	9	10
6 SANTA CLARA	17	14	4	5	5	20	24	2	3	2	9	8	2	2	3	11	16
7 MAFRA	12	14	4	0	10	16	23	1	0	6	6	12	3	0	4	10	11
8 PORTIMONENSE	10	14	2	4	8	13	29	1	1	5	7	18	1	3	3	6	11

Q. Coppa d'Africa Girone B

	Pt	Pg	V	P	S	Gf	Gs		
1 BURKINA FASO	11		6		3	2	1	8	5
2 CAPO VERDE	10		6		3	1	2	8	6
3 TOGO	8		6		2	2	2	8	8
4 SWAZILAND	3		6		0	3	3	3	8

Q. Coppa d'Africa Girone C

	Pt	Pg	V	P	S	Gf	Gs		
1 CAMERUN	7		4		2	1	1	6	3
2 NAMIBIA	5		4		1	2	1	6	6
3 BURUNDI	4		4		1	1	2	4	7
4 KENYA	3		6		0	3	3	3	9

Q. Coppa d'Africa Girone D

	Pt	Pg	V	P	S	Gf	Gs		
1 EGITTO	15		6		5	0	1	10	3
2 GUINEA	13		6		4	1	1	9	7
3 MALAWI	5		6		1	2	3	4	10
4 ETIOPIA	4		6		1	1	4	5	8

Q. Coppa d'Africa Girone E

	Pt	Pg	V	P	S	Gf	Gs		
1 GHANA	12		6		3	3	0	8	3
2 ANGOLA	9		6		2	3	1	6	5
3 CENTRAL AFRICAN REP	1		2		0	1	1	2	3
4 MADAGASCAR	3		6		0	3	3	1	9

U23 AFC Championship Girone B

	Pt	Pg	V	P	S	Gf	Gs		
1 REP. COREA	6		2		0	0	0	4	0
2 KIRGHIZISTAN	0		0		0	0	0	0	0
3 MYANMAR	0		0		0	0	0	0	0

Q. Coppa d'Africa Girone F

	Pt	Pg	V	P	S	Gf	Gs		
1 ALGERIA	16		6		5	1	0	9	2
2 TANZANIA	8		6		2	2	2	3	4
3 UGANDA	7		6		2	1	3	5	6
4 NIGER	2		6		0	2	4	3	8

Q. Coppa d'Africa Girone G

	Pt	Pg	V	P	S	Gf	Gs		
1 MALI	15		6		5	0	1	15	2
2 GAMBIA	10		6		3	1	2	7	7
3 CONGO	7		6		2	1	3	5	10
4 SOUTH SUDAN	0		2		0	0	2	1	4

Q. Coppa d'Africa Girone H

	Pt	Pg	V	P	S	Gf	Gs		
1 COSTA D'AVORIO	4		2		1	1	0	3	1
2 ZAMBIA	13		6		4	1	1	12	6
3 COMORE	7		6		2	1	3	6	8
4 LESOTHO	1		6		0	1	5	1	9

Q. Coppa d'Africa Girone I

	Pt	Pg	V	P	S	Gf	Gs		
1 MAURITANIA	10		6		3	1	2	9	7
2 GABON	7		6		2	1	3	3	5
3 SUDAN	6		6		2	0	4	3	10
4 RD CONGO	0		2		0	0	2	1	3

Q. Coppa d'Africa Girone J

	Pt	Pg	V	P	S	Gf	Gs		
1 TUNISIA	13		6		4	1	1	11	1
2 GUINEA EQ.	3		2		1	0	1	2	4
3 BOTSWANA	4		6		1	1	4	3	9
4 LIBIA	4		6		1	1	4	2	8

Q. Coppa d'Africa Girone K

	Pt	Pg	V	P	S	Gf	Gs		
1 MAROCCO	9		4		3	0	1	8	3
2 ZIMBABWE	9		4		3	0	1	8	3
3 LIBERIA	1		4		0	1	3	3	9
4 SUD AFRICA	0		1		0	0	1	1	2

Q. Coppa d'Africa Girone L

	Pt	Pg	V	P	S	Gf	Gs		
1 SENEGAL	14		6		4	2	0	12	4
2 MOZAMBICO	10		6		3	1	2	8	9
3 BENIN	5		6		1	2	3	8	9
4 RUANDA	3		6		0	3	3	3	9

Qatar

	TOTALE				CASA				FUORI																	
	Pt	Pg	V	P	S	Gf	Gs	V	P	S	Gf	Gs	V	P	S	Gf	Gs									
1 AL-SADD	13		5		4	1	0	14		4	2	1	0	8		2	2	0	0	6	2					
2 AL RAYYAN	41		20		13		2	54		25		7		1	21		7		6	1	4	21	18			
3 AL-GHARAF	41		20		12		5	3	49		33		6		4		1	26		16		6	1	2	3	17
4 AL WAKRAH	38		20		11		5	4	38		25		6		2		2	19		14		5	3	2	19	11
5 AL DHUAIL	28		20		8		4	8	40		39		4		3		4	22		21		4	1	4	18	18
6 AL ARABI DOHA	26		20		6		8	6	37		33		2		4		3	14		15		4	4	3	23	18
7 UMM-SALAL	24		20		6		6	8	29		36		2		2		6	14		20		4	4	2	15	16
8 AL-SHAMAL	22		20		5		7	8	27		33		2		3		4	10		12		3	4	4	17	21
9 AL AHLI DOHA	20		20		6		2	12	35		54		1		1		8	13		34		5	1	4	22	20
10 QATAR	19																									

Il gioco può causare dipendenza
Consulta la probabilità di vincita su www.adm.gov.it
E' vietato il gioco ai minori di anni 18

Spain A table with columns for team, totals, home, away, and points. Teams include Real Madrid, Barcelona, Girona, etc.

Spain III Div. Girone B table with columns for team, totals, home, away, and points. Teams include Castellon, Cordoba, Ibiza, etc.

Spain B table with columns for team, totals, home, away, and points. Teams include Leganes, Eibar, Espanyol, etc.

Spain IV Div. Girone A table with columns for team, totals, home, away, and points. Teams include Pontevedra, Ourense, Zamora, etc.

Spain I Div. Femminile table with columns for team, totals, home, away, and points. Teams include Barcellona, Real Madrid, Levante, etc.

Spain IV Div. Girone B table with columns for team, totals, home, away, and points. Teams include Athletic Bilbao B, Barakaldo, Logrones, etc.

Spain III Div. Girone A table with columns for team, totals, home, away, and points. Teams include Dep. La Coruna, FC Barcelona, Tarragona, etc.

Spain IV Div. Girone C table with columns for team, totals, home, away, and points. Teams include Lleida, Hercules, UE Costa Brava, etc.

USA IV Div. Development Girone I table with columns for team, totals, home, away, and points. Teams include Naples, Lions, Panthers.

Svezia Cup Girone B table with columns for team, totals, home, away, and points. Teams include Djurgardens, Orebro, Landskrona Bois, etc.

Svezia B Femm. Table with columns for TOTALE, CASA, FUORI and rows for teams like AIK IF, TRELLEBORGS, ALINGSAS FC UNITED.

Svezia IV Div. Girone B Table with columns for TOTALE, CASA, FUORI and rows for teams like KARLBERGS, ENSKEDE, JARFALLA.

Svezia Cup Girone H Table with columns for TOTALE, CASA, FUORI and rows for teams like MJALLBY, IK SIRIUS, DALKURD.

Svezia IV Div. Girone C Table with columns for TOTALE, CASA, FUORI and rows for teams like FRISKA VILJOR FC, TEGS, SKELLEFTEAA FF.

Svezia III Div. Girone A Table with columns for TOTALE, CASA, FUORI and rows for teams like SANDVIKENS, UNITED NORDIC, DALKURD.

Svezia IV Div. Girone D Table with columns for TOTALE, CASA, FUORI and rows for teams like FC ROSENGARD, HASSLEHOLMS, HASSLEHOLM.

Svezia III Div. Girone B Table with columns for TOTALE, CASA, FUORI and rows for teams like ODDEVOLD, FALKENBERGS, LUNDS.

Svezia IV Div. Girone E Table with columns for TOTALE, CASA, FUORI and rows for teams like ONSALA, FROLUNDA, BK ASTRIO.

Svezia IV Div. Girone A Table with columns for TOTALE, CASA, FUORI and rows for teams like ASSYRISKA, SLEIPNER, NYKOPINGS B.

Svezia IV Div. Girone F Table with columns for TOTALE, CASA, FUORI and rows for teams like TORSLANDA, FBK KARLSTAD, IFK SKOVDE FK.

Svezia U21 Girone A Table with columns for TOTALE, CASA, FUORI and rows for teams like IFK NORRKOPING, DJURGARDENS, DEGERFORS.

Svezia U21 Girone C Table with columns for TOTALE, CASA, FUORI and rows for teams like MJALLBY, VARNAMO, KALMAR.

Il gioco può causare dipendenza
Consulta la probabilità di vincita su www.adm.gov.it
E' vietato il gioco ai minori di anni 18

USA USL League Two Girone P. Table with columns: Pt, Pg, V, P, S, Gf, Gs, V, P, S, Gf, Gs, V, P, S, Gf, Gs. Rows include PARK CITY RED WOLVES, NEW MEXICO UTD U23, BOULDER COUNTY, etc.

USA USL W League Girone G. Table with columns: Pt, Pg, V, P, S, Gf, Gs, V, P, S, Gf, Gs, V, P, S, Gf, Gs. Rows include TAMPA BAY UNITED, FC MIAMI CITY, FLORIDA ELITE, etc.

USA USL League Two Girone Q. Table with columns: Pt, Pg, V, P, S, Gf, Gs, V, P, S, Gf, Gs, V, P, S, Gf, Gs. Rows include BALLARD FC, OLY TOWN FC, UNITED PDX, etc.

USA USL W League Girone H. Table with columns: Pt, Pg, V, P, S, Gf, Gs, V, P, S, Gf, Gs, V, P, S, Gf, Gs. Rows include OLY TOWN FC, UNITED PDX, LANE UNITED FC, etc.

USA USL League Two Girone R. Table with columns: Pt, Pg, V, P, S, Gf, Gs, V, P, S, Gf, Gs, V, P, S, Gf, Gs. Rows include REDLANDS FC, VENTURA COUNTY FUSION, TUCSON, etc.

USA USL W League Girone I. Table with columns: Pt, Pg, V, P, S, Gf, Gs, V, P, S, Gf, Gs, V, P, S, Gf, Gs. Rows include SAN FRANCISCO GLENDALE, OAKLAND SOUL, CALIFORNIA STORM, etc.

USA USL W League Girone A. Table with columns: Pt, Pg, V, P, S, Gf, Gs, V, P, S, Gf, Gs, V, P, S, Gf, Gs. Rows include FLINT CITY AFC, KALAMAZOO, DETROIT CITY FC, etc.

USA USL W League Girone J. Table with columns: Pt, Pg, V, P, S, Gf, Gs, V, P, S, Gf, Gs, V, P, S, Gf, Gs. Rows include INDY ELEVEN, RACING LOUISVILLE, LEXINGTON SC, etc.

USA USL W League Girone B. Table with columns: Pt, Pg, V, P, S, Gf, Gs, V, P, S, Gf, Gs, V, P, S, Gf, Gs. Rows include MINNESOTA AURORA, CHICAGO, CHICAGO DUTCH LIONS, etc.

Uzbekistan. Table with columns: Pt, Pg, V, P, S, Gf, Gs, V, P, S, Gf, Gs, V, P, S, Gf, Gs. Rows include PAKHTAKOR, FC NASAF, NAVBAHOR, etc.

USA USL W League Girone C. Table with columns: Pt, Pg, V, P, S, Gf, Gs, V, P, S, Gf, Gs, V, P, S, Gf, Gs. Rows include MORRIS ELITE SC, LONG ISLAND R. RIDERS, CEDAR STARS ACADEMY, etc.

Uzbekistan B. Table with columns: Pt, Pg, V, P, S, Gf, Gs, V, P, S, Gf, Gs, V, P, S, Gf, Gs. Rows include LOKOMOTIV, DINAMO SAMARCANDA, KOKAND, etc.

USA USL W League Girone D. Table with columns: Pt, Pg, V, P, S, Gf, Gs, V, P, S, Gf, Gs, V, P, S, Gf, Gs. Rows include EAGLE FC, CHRISTOS FC, MCLEAN SOCCER, etc.

Venezuela. Table with columns: Pt, Pg, V, P, S, Gf, Gs, V, P, S, Gf, Gs, V, P, S, Gf, Gs. Rows include DEPORTIVO TACHIRA, PUERTO CABELLO, PORTUGUESA, etc.

USA USL W League Girone E. Table with columns: Pt, Pg, V, P, S, Gf, Gs, V, P, S, Gf, Gs, V, P, S, Gf, Gs. Rows include N. CAROLINA COURAGE, ASHEVILLE CITY SC, WAKE FC, etc.

USA USL W League Girone F. Table with columns: Pt, Pg, V, P, S, Gf, Gs, V, P, S, Gf, Gs, V, P, S, Gf, Gs. Rows include TENNESSEE SC, CHATT RED WOLVES, S. GEORGIA TORMENT, etc.

		Vietnam																	
		TOTALE						CASA						FUORI					
Pt	Pg	V	P	S	Gf	Gs	V	P	S	Gf	Gs	V	P	S	Gf	Gs			
1	CONG AN NHAN DAN	38	20	11	5	4	39	21	5	4	2	21	11	6	1	2	18	10	
	HANOI	38	20	11	5	4	35	22	7	2	1	18	7	4	3	3	17	15	
3	VIETTEL	32	20	8	8	4	23	17	5	3	2	15	10	3	5	2	8	7	
4	DONG A THANH HOA	31	20	8	7	5	27	22	5	1	5	17	17	3	6	0	10	5	
5	NAM DINH	29	20	7	8	5	19	19	3	6	1	10	7	4	2	4	9	12	
6	HAI PHONG	26	20	6	8	6	20	23	3	3	3	11	11	3	5	3	9	12	
7	BINH DINH	24	20	6	6	8	23	28	4	3	3	13	9	2	3	5	10	19	
8	HONG LINH HA TINH	23	20	4	11	5	24	30	3	6	1	13	9	1	5	4	11	21	
9	SONG LAM	16	13	3	7	3	14	15	2	5	0	10	7	1	2	3	4	8	
10	GIA LAI	14	13	2	8	3	15	16	1	5	0	5	4	1	3	3	10	12	
11	KHANH HOA	13	13	2	7	4	11	14	1	3	2	6	7	1	4	2	5	7	
12	DA NANG	10	13	1	7	5	8	15	1	3	2	5	6	0	4	3	3	9	
13	HO CHI MINH CITY	8	13	2	2	9	19	27	1	1	5	10	14	1	1	4	9	13	
14	BINH DUONG	7	13	0	7	6	13	21	0	3	3	7	10	0	4	3	6	11	

		Vietnam B																	
		TOTALE						CASA						FUORI					
Pt	Pg	V	P	S	Gf	Gs	V	P	S	Gf	Gs	V	P	S	Gf	Gs			
1	QUANG NAM	37	18	11	4	3	40	15	9	0	0	26	5	2	4	3	14	10	
2	PVF-CONG AN NHAN DAN	18	11	4	3	30	14	6	3	0	16	5	5	1	3	14	9	9	
3	LONG AN	31	18	8	7	3	32	24	5	4	0	17	9	3	3	3	15	15	
4	HOA BINH FC	24	18	5	9	4	17	15	3	5	1	9	6	2	4	3	8	9	
5	BINH THUAN	23	18	7	2	9	23	44	4	0	5	12	22	3	2	4	11	22	
6	HUDA HUE	21	18	5	6	7	19	19	5	3	1	16	4	0	3	6	3	15	
7	PHU DONG	19	18	4	7	7	16	21	2	4	3	9	11	2	3	4	7	10	
8	PHU THO	18	18	4	6	8	18	25	3	3	3	9	10	1	3	5	9	15	
9	BINH PHUOC	16	18	4	4	10	23	30	3	3	3	12	11	1	1	7	11	19	
	BA RIA VUNG TAU	16	18	3	7	8	13	24	3	3	3	10	12	0	4	5	3	12	

		Zambia A																	
		TOTALE						CASA						FUORI					
Pt	Pg	V	P	S	Gf	Gs	V	P	S	Gf	Gs	V	P	S	Gf	Gs			
1	RED ARROWS	57	27	17	6	4	40	15	9	4	1	25	7	8	2	3	15	8	
2	ZESCO UTD	50	27	13	11	3	39	24	8	5	1	23	12	5	6	2	16	12	
3	FC MUZA	46	27	12	10	5	31	21	7	3	3	14	11	5	7	2	17	10	
4	POWER DYNAMOS	45	27	11	12	4	33	18	6	7	1	17	9	5	5	3	16	9	
5	NKWAZI	42	27	11	9	7	25	26	6	4	3	11	10	5	5	4	14	16	
6	KABWE	38	27	10	8	9	24	21	5	5	4	13	10	5	3	5	11	11	
7	GREEN EAGLES	37	27	10	7	10	32	34	5	4	5	18	18	5	3	5	14	16	
8	FOREST RANGERS	35	27	8	11	8	27	26	7	4	2	13	7	1	7	6	14	19	
	ZANACO	35	27	7	14	6	22	24	4	8	2	12	8	3	6	4	10	16	
10	GREEN BUFFALOES	34	27	9	7	11	28	30	8	5	1	20	9	1	2	10	8	21	
11	MUTONDO STARS	32	27	9	5	13	25	29	7	0	6	17	13	2	5	7	8	16	
	NAPSA STARS	32	27	8	8	11	20	24	7	4	2	13	6	1	4	9	7	18	
13	NKANA	31	27	8	7	12	19	27	3	5	5	10	15	5	2	7	9	12	
	KONKOLA BLADES	31	27	6	13	8	17	25	3	9	2	11	10	3	4	6	6	15	
15	MUFULIRA	30	27	7	9	11	25	29	5	5	3	16	12	2	4	8	9	17	
16	KANSANSHI	26	27	5	11	11	17	27	5	6	3	11	9	0	5	8	6	18	
	PRISON LEOPARDS	26	27	6	8	13	20	31	6	1	6	13	12	0	7	7	7	19	
18	TRIDENT FC	19	27	3	10	14	20	33	1	4	8	11	18	2	6	6	9	15	

		Zimbabwe A																	
		TOTALE						CASA						FUORI					
Pt	Pg	V	P	S	Gf	Gs	V	P	S	Gf	Gs	V	P	S	Gf	Gs			
1	NGEZI PLATINUM	66	34	20	6	8	45	23	13	2	2	30	10	7	4	6	15	13	
2	MANICA DIAMONDS	58	34	16	10	8	42	23	12	2	3	25	6	4	8	5	17	17	
3	DYNAMOS HARARE	57	34	15	12	7	37	16	8	7	2	23	7	7	5	5	14	9	
4	PLATINUM	55	34	15	10	9	37	29	8	5	4	21	14	7	5	5	16	15	
	HIGHLANDERS FC	55	34	14	13	7	24	22	9	7	1	15	7	5	6	6	9	15	
6	HERENTALS	51	34	14	9	11	38	33	11	4	2	25	13	3	5	9	13	20	
7	CHICKEN INN	49	34	11	16	7	35	26	7	7	3	18	11	4	9	4	17	15	
8	CAPS UNITED	46	34	11	13	10	37	32	6	7	4	19	15	5	6	6	18	17	
9	HWANGE COLLIERY	45	34	12	9	13	27	27	8	5	4	16	9	4	4	9	11	18	
10	GREENFUEL	43	34	11	10	13	27	34	8	5	4	18	15	3	5	9	9	19	
11	ZPC KARIBA	41	34	11	8	15	27	48	9	4	4	14	14	2	4	11	13	34	
12	SIMBA BHORA	40	34	9	13	12	29	27	4	5	8	15	16	5	8	4	14	11	
	BULAWAYO CHIEFS	40	34	10	10	14	37	39	5	8	4	18	17	5	2	10	19	22	
	YADAH FC	40	34	12	4	18	35	46	8	1	8	22	18	4	3	10	13	28	
15	BLACK RHINOS	38	34	9	11	14	27	37	5	7	5	18	18	4	4	9	9	19	
16	TRIANGLE UNITED	35	34	6	17	11	24	36	6	7	4	14	15	0	10	7	10	21	
	SHEASHAM	35	34	7	14	13	23	36	4	10	3	13	14	3	4	10	10	22	
18	CRANBORNE BULLETS	27	34	6	9	19	16	33	4	4	9	8	16	2	5	10	8	17	